

Bonded Copy

**The INSTITUTE OF CHARTERED ACCOUNTANTS OF INDIA  
WESTERN INDIA REGIONAL COUNCIL  
KOLHAPUR BRANCH**

**STATUTORY AUDIT REPORT AND FINANCIALS  
01.04.2019  
TO  
31.03.2020**

**AUDITORS  
KGB & J ASSOCIATES  
Chartered Accountants  
103, 1<sup>st</sup> Floor, Kalpataru Plaza,  
Rajaram Road, Kolhapur-416001**

## INDEPENDENT AUDITOR'S REPORT

To the Council of the Institute of Chartered Accountants of India

### Report on the Audit of the Financial Statements

#### Opinion

We have audited the financial statements of **Kolhapur** Branch of The Institute of Chartered Accountants of India ("The Branch"), which comprise the Balance Sheet as at March 31<sup>st</sup> 2020, the Statement of Income and Expenditure for the year then ended, and notes to the financial statements, including a summary of significant accounting policies.

In our opinion, and to the best of our information and according to the explanations given to us, the accompanying financial statements are prepared in all material respects in accordance with the Chartered Accountants Act, 1949, and give a true and fair view in conformity with the accounting principles generally accepted in India of the state of affairs of the Branch as at March 31, 2020 and its deficit for the year then ended.

#### Basis for Opinion

We conducted our audit in accordance with the Standards on Auditing (SAs) issued by the Institute of Chartered Accountants of India. Our responsibilities under those standards are further described in the *Auditor's Responsibilities for the Audit of the Financial Statements* section of our report. We are independent of the Institute in accordance with the Code of Ethics issued by the Institute of Chartered Accountants of India and we have fulfilled our other ethical responsibilities in accordance with the Code of Ethics. We believe that the audit evidence we have obtained is sufficient and appropriate to provide a basis for our opinion.

#### Responsibilities of Management for the Financial Statements

Management is responsible for the preparation of these financial statements in accordance with the Chartered Accountants Act, 1949 that give a true and fair view of the state of affairs, financial performance of the Branch in accordance with the accounting principles generally accepted in India, including the Accounting Standards issued by the Institute of Chartered Accountants of India. This responsibility also includes maintenance of adequate accounting records for safeguarding of the assets of the Institute and for preventing and detecting frauds and other irregularities; selection and application of appropriate accounting policies; making judgments and estimates that are reasonable and prudent; and design, implementation and maintenance of adequate internal financial controls that were operating effectively for ensuring the accuracy and completeness of the accounting records, relevant to the preparation and presentation of the financial statements that give a true and fair view and are free from material misstatement, whether due to fraud or error.

In preparing the financial statements, the management is responsible for assessing the Institute's ability to continue as a going concern, disclosing, as applicable, matters related to going concern and using the going concern basis of accounting unless the





management either intends to liquidate the Institute or to cease operations, or has no realistic alternative but to do so.

The management is responsible for overseeing the Institute's financial reporting process.

### **Auditor's Responsibilities for the Audit of the Financial Statements**

Our objectives are to obtain reasonable assurance about whether the financial statements as a whole are free from material misstatement, whether due to fraud or error, and to issue an auditor's report that includes our opinion. Reasonable assurance is a high level of assurance, but is not a guarantee that an audit conducted in accordance with SAs will always detect a material misstatement when it exists. Misstatements can arise from fraud or error and are considered material if, individually or in the aggregate, they could reasonably be expected to influence the economic decisions of users taken on the basis of these financial statements.

As part of an audit in accordance with SAs, we exercise professional judgment and maintain professional skepticism throughout the audit. We also:

- Identify and assess the risks of material misstatement of the financial statements, whether due to fraud or error, design and perform audit procedures responsive to those risks, and obtain audit evidence that is sufficient and appropriate to provide a basis for our opinion. The risk of not detecting a material misstatement resulting from fraud is higher than for one resulting from error, as fraud may involve collusion, forgery, intentional omissions, misrepresentations, or the override of internal control.
- Obtain an understanding of internal control relevant to the audit in order to design audit procedures that are appropriate in the circumstances, but not for the purpose of expressing an opinion on the effectiveness of the Institute's internal control.
- Evaluate the appropriateness of accounting policies used and the reasonableness of accounting estimates and related disclosures made by the management.
- Conclude on the appropriateness of the management's use of the going concern basis of accounting and, based on the audit evidence obtained, whether a material uncertainty exists related to events or conditions that may cast significant doubt on the Institute's ability to continue as a going concern. If we conclude that a material uncertainty exists, we are required to draw attention in our auditor's report to the related disclosures in the financial statements or, if such disclosures are inadequate, to modify our opinion. Our conclusions are based on the audit evidence obtained up to the date of our auditor's report. However, future events or conditions may cause the Institute to cease to continue as a going concern.
- Evaluate the overall presentation, structure and content of the financial statements, including the disclosures, and whether the financial statements represent the underlying transactions and events in a manner that achieves fair presentation.



We communicate with the management regarding, among other matters, the planned scope and timing of the audit and significant audit findings, including any significant deficiencies in internal control that we identify during our audit.

We also provide the management with a statement that we have complied with relevant ethical requirements regarding independence, and to communicate with them all relationships and other matters that may reasonably be thought to bear on our independence, and where applicable, related safeguards.

### **Report on Other Legal and Regulatory Requirements**

Further, we report that:

- a) We have obtained all the information and explanations which to the best of our knowledge and belief were necessary for the purpose of our audit;
- b) In our opinion, proper books of account have been kept by the Branch so far as appears from our examination of those books;
- c) Balance Sheet, and Statement of Income and Expenditure dealt with by this Report are in agreement with the books of account.

For KGB & J Associates  
Chartered Accountants  
FRN.114849W



A handwritten signature in blue ink, appearing to read "Tejay R. Gore".

CA Tejay R. Gore  
Partner

Membership No.150883  
UDIN: 20150883AAAADB5307

Place of Signature: Kolhapur  
Date: 19.06.2020



**CHECKLIST**

**ADDITIONAL INFORMATION TO BE SUBMITTED BY STATUTORY AUDITOR**

1. Whether books are being maintained in online Tally ERP Cloud on regular basis and financial statements are prepared from the books of accounts maintained in on-line Tally only.

The books are being maintained in online Tally ERP Cloud on regular basis and financial statements are prepared from the books of accounts maintained in on-line Tally only.

2. Whether inter unit balances with Head Office/ Regional Councils/ Decentralized Offices/ Branches are duly reconciled. Details of un-reconciled inter unit balances to be reported.

The Branch has reconciled inter unit balances with Head Office/regional Councils/ Decentralized Offices/ Branches grouped under "Inter head Balances-BS-61 except for the following:-

Sr. No.	Name of the Ledger Account in the Branch Books	Amount (in Rs)
1	W016-Pubn Current A/c- Kolhapur of WIRC-130101115	39395.50 (Cr)
2	W016- Current Account- Kolhapur of WIRC -610117115	152277.92 (Cr)
3	W016- Current Account- Mumbai DCO -610117004	386054.47 (Cr)

The Branch has informed that they are in the process of reconciling the differences.

3. Whether the concerned unit is regular in depositing statutory dues i.e. provident fund, employees' state insurance, TDS, GST and any other statutory dues to the appropriate authorities and if not, the extent of the arrears of outstanding statutory dues on the balance sheet date.

The concerned unit is regular in depositing statutory dues i.e. TDS, GST and any other statutory dues to the extent applicable, with the appropriate authorities except for the *Municipal Tax amounting to Rs 628000.00* due to The Kolhapur Municipal Corporation. Details of same are as follows:

Year to which Tax Pertains to	Amount Outstanding
2014-15	203000.00
2015-16	250000.00
2017-18	100000.00
2018-19	75000.00



It is explained by the management committee that the concerned authorities have charged the said tax on a commercial basis instead of recognizing it as an educational institute. The committee is in the follow up of the same.

Furthermore, with respect to Goods and Service Tax dues including GST on Reverse Charge Mechanism on security services, it is observed that the branch transfers the amount outstanding in the payable accounts to the respective DCO Mumbai office (A/c Code :W016- Current Account- Mumbai DCO -610117004) as per the Head Office Instructions. As such, in absence of the evidence of payment of the GST dues with the Branch, the same cannot be commented upon.

Also, it is explained by the branch that the payment of the GST dues is been done centrally and as the relational accounts are being monitored on the cloud, the delays in payment if any, to the Government could not be ascertained at Branch Level.

However, it was observed that there was a delay in accounting of the GST Dues with respect to the Security Services under Reverse Charge Mechanism amounting to Rs 16514.00 that was due for the half year ended September 2019.

**4. Whether the concerned unit has complied with the requirements of Micro, Small and Medium Enterprises Development (MSMED), Act 2006.**

It is informed to us by the Branch that, no vendor has identified himself, as being covered under MSMED Act and hence, the requirements stand inapplicable to the extent.

**5. Whether the concerned unit is complying with the Finance & Operations Manual (SOP). Departure / non compliance with SOP be reported.**

It is observed that The Branch is complying with the Finance & Operations Manual (SOP) to extent applicable.

**6. (A) Whether the concerned unit is maintaining Fixed Assets Register and assets purchased during the period are properly recorded in register.**

The Branch is maintaining Fixed Assets Register and assets purchased during the period are properly recorded in register.

**(B) Whether Fixed Assets purchased during the year have been allotted unique identification code and same have been updated in Fixed Assets Register as well.**

During the year under audit, the Branch has purchased fixed assets and has allotted unique identification code to the same. Also, the details are updated in the Fixed Asset register maintained by the Branch.





- (C) **Whether fixed asset have been physically verified by management at reasonable interval and any material discrepancies noticed on such verification, if any, have been properly dealt with in the books of accounts.**

The Managing Committee has followed the procedure of physically verification of the Assets during the year under audit. As explained, there are no material discrepancies that have been noticed on such verification.

- (D) **Whether the capital items purchased by concerned unit are out of the capital grant released by Head Office and only for the purpose it was sanctioned. Provide details of exception.**

The capital items amounting to Rs. 3300.00 purchased during the period under audit are not out of any capital grant. However, approval for the same has been obtained by the Branch. Further the branch has not received any capital grant during the period under audit.

- (E) **Whether the title deeds of immovable properties are held in the name of the Institute. If not, provide the details thereof.**

The title deeds of immovable properties are held in the name of the Institute.

7. (A) **Whether proper records have been kept of publications received from Central office and issuance thereof.**

The Branch has kept proper records of publications received from Central office and issuance thereof.

- (B) **Whether physical verification is carried out during the period.**

The Branch has carried out physical verification of publications of stocks during the period.

- (C) **Whether Publication Account alongwith sales proceeds and Stock Statements are sent to Head office on half yearly / yearly basis.**

The Branch has followed the procedure of sending Publication Account alongwith sales proceeds and Stock Statements to Head office on half yearly / yearly basis.

8. (A) **Whether the expenditure towards Seminar & Conference are properly accounted for and met out of the source generated by way of participation fee and Seminar/CPE Grant released by Head Office.**

The Branch has properly accounted for the expenditure towards Seminar & Conference held and the same are met out of the source generated by way of participation fee and Seminar/CPE Grant released by Head Office.

- (B) **Whether separate ledger account is being maintained for each of the Seminar / Conference/ Workshop / any other program organized during the period.**



The Branch has maintained separate record for each of the seminar/ Conference/ Workshop/ any program. However, the branch is not able to maintain the same in separate ledger account format in online Tally ERP Cloud for each seminar as the facility is not available.

- (C) Also, report whether such accounts are reconciled and not remained open for long and close within 60 days from the closure of such program.**

The Branch has reconciled such accounts and is closed within 60 days from the closure of such program.

- (D) Whether any non educational program/ activity is organized by the concerned unit and expenses recorded in books of accounts. If yes, provide program wise deficit generated from non educational program / activities and total deficit from non self supporting non educational program / activities.**

The Branch has not organized any non educational program/ activity during the yearly period under audit.

- (E) Whether the amount recoverable in respect of any seminars & programs (like Advertisements, Sponsorship etc.) have been recovered with in reasonable time, if not, aging analysis of such recoverable be given.**

There are no pending amounts to be recovered in respect of any seminars & programs (like Advertisements, Sponsorship etc.)

- 9. Whether the fund of the concerned unit is applied either directly or indirectly for making any payment to the members of the Managing Committee except to reimburse them any expenses incurred by them in connection with the business of the Managing Committee of concerned unit. If yes, provide details.**

The Branch has not applied any fund either directly or indirectly for making any payment to the members of the Managing Committee except to reimburse them any expenses incurred by them in connection with the activities of the Managing Committee of the Branch.

- 10. (A) Whether investments are earmarked corresponding to funds to be earmarked for specific purpose and the same are in agreement. If not, mention reason for the same.**

With respect to the Earmarked Funds amounting to Rs. 10243428.11, the listing in detail is not available as to the type and nature of the fund. However, the Investments are earmarked corresponding to funds to be earmarked.

Furthermore, there is a difference in the Earmarked funds and Earmarked Investments of Rs. 607430.40 which is on account of matured earmarked deposits credited to the savings account pending for renewal of the same. The Branch committee is in the process of getting it renewed.





Furthermore, with the respect of Infrastructure fund amounting to Rs. 2000000.00, the respective investments/ assets could not be identified as the entry has been posted (on 01-01-2018) directly by the concerned Head Office and hence cannot be commented upon.

**(B) In case, any amount is transferred from/to capital reserve, general reserve or/and earmarked funds, whether the appropriate resolution has been approved by the managing committee of the concerned unit.**

The Branch has transferred the amount of Rs.316240.51 from General Reserve (W016-General Reserve-110101004) to Earmarked Funds (W016-Other Earmarked Funds-110102007) on 31-03-2020. The same is done as in the earlier years the interest component on the earmarked investments was routed to General reserve through the Income and Expenditure Account. The appropriate resolution for the same has been approved by the managing committee of the branch.

**(C) Whether such funds are utilized only specific purpose for which the same are appropriated.**

The Branch has utilized the funds only for the specific purpose for which the same are appropriated.

**11. Whether concerned unit is printing and publishing newsletters except e-newsletter. The income and expenditure generated from newsletter publication during the year should be reported.**

As informed to us and based on the books of accounts, the Branch is not into the printing and publishing newsletters except e-newsletter.

**12. Whether all the revenue grants received and receivable as per the entitlement of the concerned unit duly accounted for in the books of accounts.**

As informed to us and based on verification of the books of accounts, the Branch has duly accounted all the revenue grants received and receivable as per the entitlement to it, in the books of accounts.

**13. Whether Capital Grant is recognized only on receipt basis.**

The Branch has recognized Capital Grant only on receipt basis. However there is no capital grant received during the year under audit.



**KGB & J ASSOCIATES**  
**Chartered Accountants**

14. Whether material departure noticed while comparing the actual income and expenditure with the budget estimates approved by the Council. If yes, submit the report of the same.

Particulars	Annual Budget(Revised) for 2019-2020 submitted by Branch	Actual performance as from April 2019 to March 2020	Variance
Income	5667600.00	8573575.88	2905975.88 Increase by 51%
Expenses	9797200.00	11608257.72	1811057.72 Increase by 18%

For KGB & J Associates  
Chartered Accountants  
FRN.114849W



A handwritten signature in blue ink, appearing to read "Tejay R. Gore".

CA Tejay R. Gore  
Partner

Membership No.150883  
UDIN: 20150883AAAADB5307

Place of Signature: Kolhapur

Date: 19.06.2020



# ICAI\_Kolhapur\_WIRC\_New

## Trial Balance

1-Apr-2019 to 31-Mar-2020

Particulars	Opening Balance	Transactions		Closing Balance
		Debit	Credit	
<b>Capital Account-11</b>	<b>+60,62,346.98 Cr</b>	35,76,772.35	8,91,890.81	<b>+33,77,465.44 Cr</b>
Reserves & Surplus-1101	+60,62,346.98 Cr	35,76,772.35	8,91,890.81	+33,77,465.44 Cr
Earmarked Funds-110102	+93,51,537.30 Cr		8,91,890.81	+1,02,43,428.11 Cr
Other Earmarked Funds-110102007	+93,51,537.30 Cr		8,91,890.81	+1,02,43,428.11 Cr
W016-Other Earmarked Funds-110102007	+93,51,537.30 Cr		8,91,890.81	+1,02,43,428.11 Cr
Reserves-110101	-32,89,190.32 Dr	35,76,772.35		-68,65,962.67 Dr
General Reserve-110101004	-52,89,190.32 Dr	35,76,772.35		-88,65,962.67 Dr
W016 -General Reserve-110101004	-52,89,190.32 Dr	35,76,772.35		-88,65,962.67 Dr
Infrastructure Reserve-110101002	+20,00,000.00 Cr			+20,00,000.00 Cr
W016 -Infrastructure Reserve-110101002	+20,00,000.00 Cr			+20,00,000.00 Cr
<b>Current Liabilities-12</b>	<b>+17,72,052.75 Cr</b>	80,93,556.23	77,62,961.23	<b>+14,41,457.75 Cr</b>
Duties & Taxes-1201	+18,700.00 Cr	6,38,863.47	6,29,980.47	+9,817.00 Cr
Direct Tax-120101	+18,700.00 Cr	1,41,052.00	1,32,169.00	+9,817.00 Cr
TDS on Contractor-120101004	+700.00 Cr	28,052.00	28,169.00	+817.00 Cr
W016 -TDS on Contractor-120101004	+700.00 Cr	28,052.00	19,995.00	-7,357.00 Dr
W016-TDS on Contractor-120101004			8,174.00	+8,174.00 Cr
TDS on Professional-120101002	+18,000.00 Cr	1,13,000.00	1,04,000.00	+9,000.00 Cr
W016 -TDS on Professional-120101002	+18,000.00 Cr	1,13,000.00	85,100.00	-9,900.00 Dr
W016-TDS on Professional-120101002			18,900.00	+18,900.00 Cr
Indirect Tax-120102		4,97,811.47	4,97,811.47	
Input GST-120102010		1,67,913.32	1,67,913.32	
W016-Common Input CGST-120102010		5,154.59	5,154.59	
W016-Common Input SGST-120102010		5,154.59	5,154.59	
W016-Eligible Input CGST-120102010		47,383.38	47,383.38	
W016-Eligible Input IGST-120102010		1,172.44	1,172.44	
W016-Eligible Input SGST-120102010		47,383.38	47,383.38	
W016-Ineligible Input CGST-120102010		9,615.47	9,615.47	
W016-Ineligible Input SGST-120102010		9,615.47	9,615.47	
W016-Input CGST RCM-120102010		21,217.00	21,217.00	
W016-Input SGST RCM-120102010		21,217.00	21,217.00	
Output GST-120102011		3,29,898.15	3,29,898.15	
W016-Output CGST-120102011		82,310.11	82,310.11	
W016-Output CGST RCM-120102011		21,217.00	21,217.00	
W016-Output IGST-120102011		1,18,523.93	1,18,523.93	
W016-Output SGST-120102011		86,630.11	86,630.11	
W016-Output SGST RCM-120102011		21,217.00	21,217.00	
Sundry Creditors-1203	+6,74,561.75 Cr	56,57,161.76	56,29,016.76	+6,46,416.75 Cr
Expenses Payable-Parties-120303	+6,74,561.75 Cr	56,57,161.76	56,29,016.76	+6,46,416.75 Cr
Party Control A/c-120303001	+6,74,561.75 Cr	56,57,161.76	56,29,016.76	+6,46,416.75 Cr
W016 -Party Control A/c-120303001		15,79,715.00	15,82,620.00	+2,905.00 Cr
W016-Ar. Sameer Joshi-120303001	+75,841.00 Cr			+75,841.00 Cr
W016-Bellpepper Catering Services-120303001		1,19,097.00	1,19,097.00	
W016-BHARAT SANCHAR NIGAM LIMITED-120303001		6,772.00	6,772.00	
W016-Champion Engg- Awning-120303001	+1,90,906.25 Cr			+1,90,906.25 Cr
W016-Chartered Information Systems Pvt.Ltd-120303001		6,490.00	6,490.00	
W016-Comfort refrigeration-120303001		40,874.00	40,874.00	
W016-Creative Sales and Services-120303001		1,45,432.00	1,45,432.00	
W016-Diwan Consultant-120303001		8,850.00	8,850.00	
W016-Haripriya Enterprises-120303001		47,115.00	47,115.00	
W016-Hotel galaxy Lodge-120303001		10,427.00	10,427.00	
W016-Hotel Maratha Regency-120303001		31,412.00	31,412.00	
W016-Hotel Woodland-120303001		12,806.00	12,806.00	
W016-KDS SECUURRITY-120303001		2,33,385.00	2,33,385.00	
W016-K. M. Corporate Solutions-120303001	+9,720.00 Cr	45,360.00	35,640.00	
<b>Carried Over</b>	<b>+78,34,399.73 Cr</b>	<b>1,16,70,328.58</b>	<b>86,54,852.04</b>	<b>+48,18,923.19 Cr</b>



continued ...



## ICAI\_Kolhapur\_WIRC\_New

Trial Balance : 1-Apr-2019 to 31-Mar-2020

Particulars	Opening Balance	Transactions		Closing Balance
		Debit	Credit	
<b>Brought Forward</b>	<b>+78,34,399.73 Cr</b>	<b>1,16,70,328.58</b>	<b>86,54,852.04</b>	<b>+48,18,923.19 Cr</b>
W016-Kolhapur Hikers Foundation-120303001		1,56,000.00	1,56,000.00	
W016-Laxmee Rubber Stamps-120303001		510.00	510.00	
W016-Mahalaxmi Exteriors - Unmesh Powar-120303001	+35,894.00 Cr			+35,894.00 Cr
W016-Maruti curier-120303001		1,950.00	1,950.00	
W016-Mauli tea-120303001	+32,290.00 Cr	9,51,284.00	9,18,994.00	
W016-Microscan Infocommtech Private Limited-120303001		14,805.00	14,805.00	
W016-MSEDCL-120303001		7,56,385.00	7,56,385.00	
W016-Neelam Enterprises-120303001	+9,563.00 Cr	9,563.00		
W016-Omega Elevators-120303001		1,04,594.00	1,04,594.00	
W016-Omega Stationers-120303001		42,059.00	42,059.00	
W016-OM Enterprises-120303001		1,11,156.00	1,11,156.00	
W016-Parfect Xerox Sale & Services-120303001		875.00	875.00	
W016-Parshwa Enterprisee-120303001		87,750.00	87,750.00	
W016-Rajesh Photography-120303001		34,970.00	34,970.00	
W016-Reading Room Security Deposit-120303001	+2,32,000.00 Cr	4,79,400.00	5,33,400.00	+2,86,000.00 Cr
W016-Resto Hospitality-120303001		1,45,383.00	1,45,383.00	
W016-Sainath Photo Studio-120303001		9,750.00	9,750.00	
W016-Shree Computers-120303001	+10,107.00 Cr	69,484.00	59,377.00	
W016-Shree Mahalaxmi Mahila Gruha Udhog-120303001		73,020.00	73,020.00	
W016-SHRI GANESH CUTLERY STORES-120303001		2,400.00	2,400.00	
W016-SHRI KRISHANA CHEMICAL-120303001		34,839.00	34,839.00	
W016-Square Associates-120303001	+54,870.50 Cr	5,912.00	5,912.00	+54,870.50 Cr
W016--Suman & Co-120303001	+1,061.00 Cr	26,221.76	25,160.76	
W016-Top Star Security-120303001	+22,309.00 Cr	66,927.00	44,618.00	
W016-UDAY ELECTRICALS-120303001		20,124.00	20,124.00	
W016-Vaibhavlaxmi Properties Pvt Ltd-120303001		1,64,065.00	1,64,065.00	
Fees Received in Advance-1204	+77,500.00 Cr	77,500.00		
FRA-Others-120405	+77,500.00 Cr	77,500.00		
FRA - Advance ITT-120405008	+4,000.00 Cr	4,000.00		
W016-FRA - Advance ITT-120405008	+4,000.00 Cr	4,000.00		
FRA- ITT-120405007	+36,000.00 Cr	36,000.00		
W016-FRA- ITT-120405007	+36,000.00 Cr	36,000.00		
FRA- Orientation-120405009	+37,500.00 Cr	37,500.00		
W016-FRA- Orientation-120405009	+37,500.00 Cr	37,500.00		
Other Liabilites-1205	+5,98,289.00 Cr	1,05,289.00		+4,93,000.00 Cr
Other Payable-120502	+5,98,289.00 Cr	1,05,289.00		+4,93,000.00 Cr
Other liabilities-120502010	+5,98,289.00 Cr	1,05,289.00		+4,93,000.00 Cr
W016-Other liabilities-120502010	+5,58,289.00 Cr	1,05,289.00		+4,53,000.00 Cr
W016-Security Deposit Interior Work-120502010	+40,000.00 Cr			+40,000.00 Cr
Provisions-1206	+4,03,002.00 Cr	16,14,742.00	15,03,964.00	+2,92,224.00 Cr
Provisions for Expenses-120601	+4,03,002.00 Cr	16,14,742.00	15,03,964.00	+2,92,224.00 Cr
Provision for Expenses - Non-Capital Items-120601002	+4,03,002.00 Cr	16,14,742.00	15,03,964.00	+2,92,224.00 Cr
W016-Provision for Expenses - Non-Capital Items-120601002	+4,03,002.00 Cr	16,14,742.00	15,03,964.00	+2,92,224.00 Cr
<b>Fixed Assets-21</b>	<b>-9,16,90,750.66 Dr</b>	<b>13,977.96</b>	<b>50,99,390.49</b>	<b>-8,66,05,338.13 Dr</b>
Tangible Assets-2101	-9,16,90,750.66 Dr	13,977.96	50,99,390.49	-8,66,05,338.13 Dr
Airconditioner-210103	-12,88,216.77 Dr		1,93,232.51	-10,94,984.26 Dr
Airconditioner-210103001	-12,88,216.77 Dr		1,93,232.51	-10,94,984.26 Dr
W016-Airconditioner-210103001	-12,88,216.77 Dr		1,93,232.51	-10,94,984.26 Dr
Computer-210109	-3,03,893.00 Dr	10,677.96	1,93,013.76	-1,21,557.20 Dr
Computer-210109001	-3,03,893.00 Dr	10,677.96	1,93,013.76	-1,21,557.20 Dr
W016-Computer-210109001	-3,03,893.00 Dr	10,677.96	1,93,013.76	-1,21,557.20 Dr
Electrical Installation & Fittings-210102	-8,35,301.16 Dr		83,530.12	-7,51,771.04 Dr
Electrical Installation & Fittings-210102001	-8,35,301.16 Dr		83,530.12	-7,51,771.04 Dr
W016-Electrical Installation & Fittings-210102001	-8,35,301.16 Dr		83,530.12	-7,51,771.04 Dr
<b>Carried Over</b>	<b>-8,38,56,350.93 Dr</b>	<b>1,16,84,306.54</b>	<b>1,37,54,242.53</b>	<b>-8,17,86,414.94 Dr</b>



continued ...

(11)



## ICAI\_Kolhapur\_WIRC\_New

Trial Balance : 1-Apr-2019 to 31-Mar-2020

Particulars	Opening Balance	Transactions		Closing Balance
		Debit	Credit	
<b>Brought Forward</b>	<b>-8,38,56,350.93 Dr</b>	<b>1,16,84,306.54</b>	<b>1,37,54,242.53</b>	<b>-8,17,86,414.94 Dr</b>
Furniture & Fixures-210104	-10,78,742.41 Dr		1,07,874.24	-9,70,868.17 Dr
Furniture & Fixures-210104001	-10,78,742.41 Dr		1,07,874.24	-9,70,868.17 Dr
W016-Furniture & Fixures-210104001	-10,78,742.41 Dr		1,07,874.24	-9,70,868.17 Dr
Land & Building-210101	-8,70,59,909.78 Dr		43,52,995.48	-8,27,06,914.30 Dr
Building-210101003	-8,70,59,909.78 Dr		43,52,995.48	-8,27,06,914.30 Dr
W016 -Building-210101003	-8,70,59,909.78 Dr		43,52,995.48	-8,27,06,914.30 Dr
Office Equipment-210106	-11,24,687.54 Dr	3,300.00	1,68,744.38	-9,59,243.16 Dr
Office Equipment-210106001	-11,24,687.54 Dr	3,300.00	1,68,744.38	-9,59,243.16 Dr
W016 -Office Equipment-210106001	+1,40,748.36 Cr	3,300.00	1,68,744.38	+3,06,192.74 Cr
W016-Office Equipment-210106001	-12,65,435.90 Dr			-12,65,435.90 Dr
<b>Investments-22</b>	<b>-1,64,12,146.61 Dr</b>	<b>35,25,463.70</b>	<b>10,03,261.60</b>	<b>-1,89,34,348.71 Dr</b>
Earmarked Investment-2202	-96,67,777.81 Dr	5,75,650.30	6,07,430.40	-96,35,997.71 Dr
Earmarked Investment & Others-220202	-96,67,777.81 Dr	5,75,650.30	6,07,430.40	-96,35,997.71 Dr
Other Earmarked Fund Invt-220202001	-96,67,777.81 Dr	5,75,650.30	6,07,430.40	-96,35,997.71 Dr
W016-BOI Earmarked FD-220202001	-7,42,979.95 Dr	45,049.00		-7,88,028.95 Dr
W016-BOI Maintenance FD-220202001	-77,52,778.76 Dr	4,69,409.00		-82,22,187.76 Dr
W016-IDBI Earmarked FD-220202001	-5,88,191.10 Dr	19,239.30	6,07,430.40	
W016-OBC Earmarked FD-220202001	-5,83,828.00 Dr	41,953.00		-6,25,781.00 Dr
General Investment-2201	-67,44,368.80 Dr	29,49,813.40	3,95,831.20	-92,98,351.00 Dr
General Investment-FD with Bank-220101	-67,44,368.80 Dr	29,49,813.40	3,95,831.20	-92,98,351.00 Dr
FD -Short Term-220101001	-19,17,623.00 Dr	1,17,644.00		-20,35,267.00 Dr
W016-FD -Short Term-220101001	-19,17,623.00 Dr	1,17,644.00		-20,35,267.00 Dr
Flexi Deposit-220101003	-48,26,745.80 Dr	28,32,169.40	3,95,831.20	-72,63,084.00 Dr
W016-IDBI Fixed Deposit-220101003	-3,71,395.80 Dr	13,255.40	3,84,651.20	
W016-OBC Fixed Deposit-220101003	-44,55,350.00 Dr	28,18,914.00	11,180.00	-72,63,084.00 Dr
<b>Current Assets-23</b>	<b>-37,68,590.07 Dr</b>	<b>1,52,24,403.72</b>	<b>1,57,65,105.48</b>	<b>-32,27,888.31 Dr</b>
Opening Stock	-2,25,850.00 Dr			-2,25,850.00 Dr
Deposits (Asset)-2301	-1,74,400.00 Dr	5,000.00	5,000.00	-1,74,400.00 Dr
Security Deposit-230101	-1,74,400.00 Dr	5,000.00	5,000.00	-1,74,400.00 Dr
Receivable-Security Deposit-230101001	-1,74,400.00 Dr	5,000.00	5,000.00	-1,74,400.00 Dr
W016-Receivable-Security Deposit-230101001	-1,74,400.00 Dr	5,000.00	5,000.00	-1,74,400.00 Dr
Sundry Debtors-2303	-29,012.00 Dr	18,74,316.02	18,84,316.02	-19,012.00 Dr
Receivables-230301	-29,012.00 Dr	18,74,316.02	18,84,316.02	-19,012.00 Dr
Customer A/c - Others-230301013	-29,012.00 Dr	7,34,316.00	7,44,316.00	-19,012.00 Dr
W016-Customer A/c - Others-230301013		7,15,304.00	7,15,304.00	
W016-Shree Laxmi Trading Co.-71-230301013	-29,012.00 Dr	19,012.00	29,012.00	-19,012.00 Dr
Customer A/c - Seminar Members-230301001		11,40,000.02	11,40,000.02	
W016-ABHAY MADHUKAR GOLWALKAR-230301001		5,200.00	5,200.00	
W016-ABHIJEET ASHOK SABHASAD-230301001		650.00	650.00	
W016-ABHIRAM GHANASHAM DIXIT-230301001		3,750.00	3,750.00	
W016-ABM & ASSOCIATES LLP-230301001		19,020.00	19,020.00	
W016-A.D.SHINDE & CO-230301001		1,000.00	1,000.00	
W016-AKOLKAR RAJENDRA VASANT-230301001		2,400.00	2,400.00	
W016-A K UMRANI & CO-230301001		9,100.00	9,100.00	
W016-AMAR RAMCHANDRA PATIL_-230301001		2,700.00	2,700.00	
W016-AMAR SHRIKRISHNA DIXIT-230301001		2,150.00	2,150.00	
W016-AMOL TUKARAM PAWAR-230301001		3,600.00	3,600.00	
W016-ANAND YASHAWANT LONKAR-230301001		550.00	550.00	
W016-ANIKHINDI VILAS GUNDERAO-230301001		2,200.00	2,200.00	
W016-ANIRUDDHA CHANDRAKANT JOSHI-230301001		800.00	800.00	
W016-ANIRUDDHA SHIRASEKAR & CO.-230301001		3,850.00	3,850.00	
W016-ANIRUDHA JAGADISH DESHPANDE-230301001		4,720.00	4,720.00	
W016-ANTURKAR DAKARE & ASSOCIATES-230301001		7,700.00	7,700.00	
W016-ANUPA PRAFUL PATEL-230301001		3,650.00	3,650.00	
W016-APASTAMABH MILIND MURLIDHAR-230301001		2,950.00	2,950.00	
<b>Carried Over</b>	<b>-10,40,37,087.61 Dr</b>	<b>3,04,34,173.96</b>	<b>3,05,22,609.61</b>	<b>-10,39,48,651.96 Dr</b>



continued ...

(12)



## ICAI\_Kolhapur\_WIRC\_New

Trial Balance : 1-Apr-2019 to 31-Mar-2020

Particulars	Opening Balance	Transactions		Closing Balance
		Debit	Credit	
<b>Brought Forward</b>	<b>-10,40,37,087.61 Dr</b>	<b>3,04,34,173.96</b>	<b>3,05,22,609.61</b>	<b>-10,39,48,651.96 Dr</b>
W016-Apurva Nikesh Patel Mehata_173188-230301001		500.00	500.00	
W016-ARCHANA VIRENDRA MUTKEKAR_114759-230301001		2,200.00	2,200.00	
W016-A R N A & Associates-230301001		8,670.00	8,670.00	
W016-ASHISH ASHOK KAMARA_180683-230301001		3,000.00	3,000.00	
W016-Ashish Jasuja_170054-230301001		2,550.00	2,550.00	
W016-ASHISH MORTI_183060-230301001		3,000.00	3,000.00	
W016-Atul Sangar_-230301001		2,450.00	2,450.00	
W016-A V H K and Associates-230301001		9,440.00	9,440.00	
W016-BBCP & ASSOCIATES-230301001		22,010.00	22,010.00	
W016-BEKANALKAR PRAMOD MADHAVRAO-230301001		4,450.00	4,450.00	
W016-Bhalchandra Dattatray Sadale-230301001		400.00	400.00	
W016-Bipin Shah_48466-230301001		2,000.00	2,000.00	
W016-CA Abhijeet Bagal-230301001		1,550.00	1,550.00	
W016-CA Monika Dahyalal Rathod-230301001		500.00	500.00	
W016-CA Pranauti Pravin Melwanki_192418-230301001		1,000.00	1,000.00	
W016-CA Prashant Suresh Gondhalekar_144700-230301001		700.00	700.00	
W016-CA Raj Batheja & Co-230301001		2,800.00	2,800.00	
W016-CA Shankar K. Dafale_129787-230301001		600.00	600.00	
W016-CA SOURABH PATANKAR_192692-230301001		1,000.00	1,000.00	
W016-Chaitanya Somnath Beligeri-230301001		400.00	400.00	
W016-CHANDRABHAGA KIRAN PATIL-230301001		1,600.00	1,600.00	
W016-CHANDRAKANT MURLIDHAR PAREKH-230301001		6,000.00	6,000.00	
W016-CHETAN ADINATH MIRAJKAR-230301001		2,050.00	2,050.00	
W016-CHETAN PRAKASH PATIL-230301001		4,250.00	4,250.00	
W016-CHETAN VIJAYKUMAR OSWAL-230301001		1,000.00	1,000.00	
W016-Customer A/c - Seminar Members-230301001		1,41,225.00	1,41,225.00	
W016-DADASO BABURAO PEDNEKAR-230301001		1,900.00	1,900.00	
W016-DEEPAK ANNASAHEB KHOT-230301001		2,750.00	2,750.00	
W016-DEEPAK GOKHALE & CO-230301001		1,150.00	1,150.00	
W016-Deepali Gawali-230301001		5,450.00	5,450.00	
W016-DESHPANDE VINAYAK NARAYAN-230301001		500.00	500.00	
W016-DHANASHRI DHANAJIRAO PATIL-230301001		4,400.00	4,400.00	
W016-DHARMADHIKARI MAHESH MALLARI-230301001		1,500.00	1,500.00	
W016-DILEEP PHADNIS & CO-230301001		17,460.00	17,460.00	
W016-DILIP GOVIND VAKIL-230301001		3,200.00	3,200.00	
W016-DIPAK DATTATRAY PORE-230301001		3,450.00	3,450.00	
W016-DIPESH FULCHAND GUNDESHA-230301001		3,600.00	3,600.00	
W016-DOSHI KIRAN MOHANLAL-230301001		2,050.00	2,050.00	
W016-DUGGE BHARATKUMAR SURENDRA_-230301001		2,800.00	2,800.00	
W016-FARUKH MULLA-230301001		3,000.00	3,000.00	
W016-GADVE & ASSOCIATES-230301001		100.00	100.00	
W016-GAJENDRA C BANDI_115585-230301001		1,500.00	1,500.00	
W016-GANDHI PUSHPAK KANTI LAL-230301001		8,770.00	8,770.00	
W016-GANESHACHARYA RAGHUNATH KRISHNARAO-230301001		3,550.00	3,550.00	
W016-Ganesh Sarada_169653-230301001		400.00	400.00	
W016-GANPATI PANDURANG PATIL-230301001		1,400.00	1,400.00	
W016-GANPULE RAVIKUMAR DATTATRAYA-230301001		2,000.00	2,000.00	
W016-GIRISH ASHOKLAL PANJWANI-230301001		1,550.00	1,550.00	
W016-GOKHALE PRADIP ANANT-230301001		150.00	150.00	
W016-GOURAV PRAKASH OSWAL_163295-230301001		3,650.00	3,650.00	
W016-GOUSLAL DESAI & CO-230301001		4,400.00	4,400.00	
W016-G. R. Mehta & Associates-230301001		900.00	900.00	
W016-G S Kanetkar & Company-230301001		150.00	150.00	
W016-GURUDAS KAMALAKAR CHORAGE-230301001		500.00	500.00	
W016-HARGUDE PANDURANG NEMANA-230301001		3,200.00	3,200.00	
W016-Himanshu Manojkumar Kapadia_128631-230301001		500.00	500.00	
<b>Carried Over</b>	<b>-10,40,37,087.61 Dr</b>	<b>3,04,34,173.96</b>	<b>3,05,22,609.61</b>	<b>-10,39,48,651.96 Dr</b>



continued ...

(13)

## ICAI\_Kolhapur\_WIRC\_New

Trial Balance : 1-Apr-2019 to 31-Mar-2020

Particulars	Opening Balance	Transactions		Closing Balance
		Debit	Credit	
<b>Brought Forward</b>	<b>-10,40,37,087.61 Dr</b>	<b>3,04,34,173.96</b>	<b>3,05,22,609.61</b>	<b>-10,39,48,651.96 Dr</b>
W016-HIREMATH GURUPADAYYA BALAYYA-230301001		3,300.00	3,300.00	
W016-Hrishikesh Shinde_-230301001		2,000.00	2,000.00	
W016-IMRAN ABDULMAJID MULLA-230301001		2,400.00	2,400.00	
W016-INDRAJEET BHIMARAO UPLANE-230301001		900.00	900.00	
W016-INGROLE BALASAHEB JINAPPA-230301001		3,650.00	3,650.00	
W016-Jagdish Godheja_158335-230301001		1,250.00	1,250.00	
W016-JAYANT MORESHWAR MARATHE-230301001		500.00	500.00	
W016-J J Vishnani & Associates-230301001		400.00	400.00	
W016-J K GUNDESHA AND COMPANY-230301001		1,250.00	1,250.00	
W016-JMT & ASSOCIATES-230301001		7,920.00	7,920.00	
W016-Jogalekar & Associates-230301001		300.00	300.00	
W016-JOSHI RAJEEV BALKRISHNA-230301001		7,920.00	7,920.00	
W016-J. P. CHOUGULE & CO-230301001		16,320.00	16,320.00	
W016-Juhi Rohida-230301001		3,550.00	3,550.00	
W016-JYOTI PANDURANG HARGUDE-230301001		200.00	200.00	
W016-Karandikar & Co-230301001		900.00	900.00	
W016-KASHINATH SHIVAJIRAO PATIL_-230301001		3,300.00	3,300.00	
W016-K. B BORCHATE & CO-230301001		600.00	600.00	
W016-KEDAR KUMBHOJKAR & COMPANY-230301001		26,700.02	26,700.02	
W016-KEDAR PRASAD HASABNIS-230301001		6,560.00	6,560.00	
W016-KETAKI GIRISH KULKARNI-230301001		4,150.00	4,150.00	
W016-KETAKI SACHIN KULKARNI-230301001		300.00	300.00	
W016-K.G.B. AND J. ASSO-230301001		48,770.00	48,770.00	
W016-KHADILKAR RANADE & LIMAYE-230301001		7,400.00	7,400.00	
W016-KHIRE KHANDEKAR AND KIRLOSKAR-230301001		3,450.00	3,450.00	
W016-KIMAYA PRAKASH KALYANKAR_-230301001		3,400.00	3,400.00	
W016-KISHOR ANDANEPPA BALI_-230301001		1,100.00	1,100.00	
W016-KUBER APPASO PATIL-230301001		500.00	500.00	
W016-KULKARNI SHRIKANT PARASHARAM_-230301001		400.00	400.00	
W016-KUNTINATH RAMU HANGANDE-230301001		4,750.00	4,750.00	
W016-KURANE APPASO RATNAPPA-230301001		500.00	500.00	
W016-Lahoti kasat and company-230301001		3,100.00	3,100.00	
W016-Laxman Ghanshyam Daryani-230301001		1,450.00	1,450.00	
W016-MAHADEO VIRUPAX WALI-230301001		400.00	400.00	
W016-MAHAMUNI DIXIT AND ASSOCIATES-230301001		3,500.00	3,500.00	
W016-Mahesh Anil Damale_192724-230301001		2,350.00	2,350.00	
W016-MAHESH BIYANI AND ASSOCIATES-230301001		750.00	750.00	
W016-MAHESH DEVIDAS VENIKAR-230301001		4,720.00	4,720.00	
W016-MAHESH GURAV AND COMPANY-230301001		3,850.00	3,850.00	
W016-MAHESH LAXMAN BHATKANDE & ASSOCIATES-230301001		950.00	950.00	
W016-MAHESH MAHADEO GURAV-230301001		1,000.00	1,000.00	
W016-Mahesh Pratap Kurhade_049398-230301001		750.00	750.00	
W016-MAHESH S MALI_120566-230301001		800.00	800.00	
W016-MAHESH VISHNU JAGATAP-230301001		2,900.00	2,900.00	
W016-MAHESH YASHAVANT KAMBLE-230301001		3,050.00	3,050.00	
W016-MAKARAND ANIL LIMAYE-230301001		2,000.00	2,000.00	
W016-MALHAR MADHUSUDAN BENDIGERI_-230301001		3,525.00	3,525.00	
W016-MALLIKA GOMTESH BRAMHADANDE-230301001		4,600.00	4,600.00	
W016-Manali Kulkarni_180033-230301001		1,000.00	1,000.00	
W016-MANDAR MAHESH DHARMADHIKARI_-230301001		450.00	450.00	
W016-MANISHA NIVRUTTI ADASULE_163727-230301001		150.00	150.00	
W016-MANOHAR GOPAL JOSHI-230301001		400.00	400.00	
W016-MANOJ DWARKANATH PRASADE-230301001		4,350.00	4,350.00	
W016-MANOJKUMAR VIDYADHAR ADAKE-230301001		2,500.00	2,500.00	
W016-MAYURESH RATNAKUMAR DOSHI-230301001		2,650.00	2,650.00	
W016-M B CHOUDAJ & ASSOCIATES-230301001		3,000.00	3,000.00	
<b>Carried Over</b>	<b>-10,40,37,087.61 Dr</b>	<b>3,04,34,173.96</b>	<b>3,05,22,609.61</b>	<b>-10,39,48,651.96 Dr</b>



continued ...

(14)



## ICAI\_Kolhapur\_WIRC\_New

Trial Balance : 1-Apr-2019 to 31-Mar-2020

Particulars	Opening Balance	Transactions		Closing Balance
		Debit	Credit	
<b>Brought Forward</b>	<b>-10,40,37,087.61 Dr</b>	<b>3,04,34,173.96</b>	<b>3,05,22,609.61</b>	<b>-10,39,48,651.96 Dr</b>
W016-MEENAL SUBHASH KAPSHE-230301001		1,400.00	1,400.00	
W016-MEGHA MAHESH JADHAV_515131-230301001		600.00	600.00	
W016-MINAKSHI KANDEKAR-230301001		1,000.00	1,000.00	
W016-MIRAJKAR MADAN BHAUSAHEB-230301001		2,300.00	2,300.00	
W016-MITESH DILIP MANIYAR-230301001		1,150.00	1,150.00	
W016-MOHITE RAJENDRA SHRIPATRAO_-230301001		4,100.00	4,100.00	
W016-MOHIT PRAJAPATI_170999-230301001		2,000.00	2,000.00	
W016-MOHSIN M. SAUDAGAR_-230301001		4,720.00	4,720.00	
W016-Moreshwar Govind Deshpande-230301001		2,100.00	2,100.00	
W016-MUGDHA SALOKHE-230301001		3,900.00	3,900.00	
W016-MULYE GIRISH VISHNUPANT-230301001		6,020.00	6,020.00	
W016-Murali Panjwani_-230301001		3,750.00	3,750.00	
W016-NADGOUDA GOVIND BHAGWANTRAO-230301001		6,050.00	6,050.00	
W016-N A Dixit & Co-230301001		2,150.00	2,150.00	
W016-NAIK PATEL AND CO-230301001		10,990.00	10,990.00	
W016-NAMITA INDRAJEET SAWANT-230301001		400.00	400.00	
W016-Nandkumar Tanaji Shelake_-230301001		3,250.00	3,250.00	
W016-Natvarial Vepari and Co.-230301001		300.00	300.00	
W016-NEEHAL MAHAMULAL PATHAN-230301001		1,000.00	1,000.00	
W016-Neelesh Kapase_251409-230301001		500.00	500.00	
W016-Nikhil Amol Karandikar_169988-230301001		900.00	900.00	
W016-NIKHIL MAHADEV SHEVADE-230301001		2,650.00	2,650.00	
W016-NIKHIL NIRANJAN PATIL-230301001		2,500.00	2,500.00	
W016-Nikita Prasad Jadhav_190510-230301001		400.00	400.00	
W016-NILAM BANDA PATIL-230301001		2,000.00	2,000.00	
W016-NILESH BAHETI & CO-230301001		6,300.00	6,300.00	
W016-Nilesh Dhondiram Bhalkar-230301001		6,120.00	6,120.00	
W016-NILESH RAJENDRA KOTHARI-230301001		2,500.00	2,500.00	
W016-NILJIKAR SATISH VASUDEO-230301001		1,950.00	1,950.00	
W016-NIRAJ KISHOR BHUMKAR-230301001		1,200.00	1,200.00	
W016-Nishant Patil and Associates-230301001		400.00	400.00	
W016-NISHIKANT RAMCHANDRA SAVARDEKAR-230301001		3,800.00	3,800.00	
W016-NITIN PANDURANG HARGUDE_148145-230301001		850.00	850.00	
W016-N T Jadhav & Co.-230301001		800.00	800.00	
W016-Omkar Potdar-230301001		2,550.00	2,550.00	
W016-Onkar Rashinkar_177981-230301001		1,800.00	1,800.00	
W016-PARANJAPE VIKAS SHIVARAM_-230301001		250.00	250.00	
W016-Parnatti & Associates-230301001		1,150.00	1,150.00	
W016-PATEL DAYARAM ARJUNBHAI-230301001		100.00	100.00	
W016-PATEL KULKARNI & CO-230301001		3,100.00	3,100.00	
W016-PATIL BHASKARRAO BHIMRAO-230301001		2,000.00	2,000.00	
W016-PATIL DHANANJAY SADASHIV_46489-230301001		8,370.00	8,370.00	
W016-PATIL GHEVADE MAHAPURKAR & ASSO-230301001		1,700.00	1,700.00	
W016-PATIL RAMCHANDRA SHANKAR-230301001		1,600.00	1,600.00	
W016-PAWAN ROHIDA-230301001		5,420.00	5,420.00	
W016-P F DSOUZA & CO.-230301001		900.00	900.00	
W016-P. G. DIWAN-230301001		2,500.00	2,500.00	
W016-PHADNIS SHARADCHANDRA VASANTRAO-230301001		1,900.00	1,900.00	
W016-POONAM AGAM-168087-230301001		1,050.00	1,050.00	
W016-Poonam Indraraj Talreja_155061-230301001		700.00	700.00	
W016-POONAM KEDAR SAWANT-230301001		1,150.00	1,150.00	
W016-POONAM MANOHARLAL LALCHANDANI_-230301001		550.00	550.00	
W016-POURNIMA SURESH KULKARNI_-230301001		3,200.00	3,200.00	
W016-POWAR SAMANT & JADHAV-230301001		24,940.00	24,940.00	
W016-POWAR SAMBAHAI SHANKAR-230301001		1,450.00	1,450.00	
W016-PRADEEP PATANKAR_183420-230301001		6,250.00	6,250.00	
<b>Carried Over</b>	<b>-10,40,37,087.61 Dr</b>	<b>3,04,34,173.96</b>	<b>3,05,22,609.61</b>	<b>-10,39,48,651.96 Dr</b>



continued ...

(15)



Particulars	Opening Balance	Transactions		Closing Balance
		Debit	Credit	
<b>Brought Forward</b>	<b>-10,40,37,087.61 Dr</b>	<b>3,04,34,173.96</b>	<b>3,05,22,609.61</b>	<b>-10,39,48,651.96 Dr</b>
W016-PRADIP NIVRUTTI BABAR-230301001		2,600.00	2,600.00	
W016-PRAFUL KUMAR PATEL-230301001		3,400.00	3,400.00	
W016-Prajakta Wable_165097-230301001		1,950.00	1,950.00	
W016-PRAKASH DILIP SHELAKH-230301001		400.00	400.00	
W016-Prasanna Kambale_188418-230301001		400.00	400.00	
W016-Prashant Kumar Chougule-230301001		1,000.00	1,000.00	
W016-PRASHANT RAMESHRAO URUNKAR-230301001		2,350.00	2,350.00	
W016-PRASHANT SHARAD DESHPANDE-230301001		200.00	200.00	
W016-PRASHANT SUBHASH HIAWDEKAR_133498-230301001		1,250.00	1,250.00	
W016-Pratik Jajoo_173145-230301001		150.00	150.00	
W016-PRATIK PRADIPKUMAR DUKANDE-230301001		150.00	150.00	
W016-PRITY ANIKET PACHORE_-230301001		6,770.00	6,770.00	
W016-PRIYA MANSINGH PATIL-230301001		3,100.00	3,100.00	
W016-Priyanka Oswal_181268-230301001		200.00	200.00	
W016-PUNEET M KOTHARI-230301001		2,100.00	2,100.00	
W016-Pushplata Patil-230301001		4,850.00	4,850.00	
W016-P V PHATAK & ASSOCIATES-230301001		3,650.00	3,650.00	
W016-RAGHAVENDRA RAJENDRA BAKARE-230301001		7,770.00	7,770.00	
W016-RAHUL BALASO SAVYANAVAR_-230301001		1,100.00	1,100.00	
W016-Rahul Patil-230301001		3,350.00	3,350.00	
W016-RAJENDRA HANUMANT BANDI-230301001		2,350.00	2,350.00	
W016-RAJENDRA SURYAWANSHI_043665-230301001		2,200.00	2,200.00	
W016-RAJIV CHANMLAL ARORA_105024-230301001		500.00	500.00	
W016-RAMESH K CHANDAWARKAR-230301001		600.00	600.00	
W016-RAVINDRA LAXMINARAYAN LADHE-230301001		400.00	400.00	
W016-RAVINDRA SARJERAO CHAVAN_-230301001		2,250.00	2,250.00	
W016-RAVINDRA TANAJI PATIL-230301001		2,150.00	2,150.00	
W016-Ritesh Patel & Co.-230301001		1,000.00	1,000.00	
W016-RITU NIRANJAN WAICHAL-230301001		550.00	550.00	
W016-R M RANADE AND CO-230301001		400.00	400.00	
W016-ROHAN SUNIL PHATAK_179266-230301001		1,000.00	1,000.00	
W016-Rohini Magdum-230301001		2,000.00	2,000.00	
W016-ROHIT VIKAS PARANJAPE-230301001		5,300.00	5,300.00	
W016-Rutuja Hajare_182700-230301001		900.00	900.00	
W016-RUTUJA NARENDRA CHOUGALE-230301001		3,200.00	3,200.00	
W016-SACHIN KESHAVRAO SOHANI-230301001		3,500.00	3,500.00	
W016-SACHIN PRAKASH KULKARNI_-230301001		500.00	500.00	
W016-SACHIN PURUSHOTTAM UPADHYE_-230301001		4,720.00	4,720.00	
W016-SACHIN SHANKAR ABDAR-230301001		900.00	900.00	
W016-Sagar Balasaheb Kalekar_183943-230301001		500.00	500.00	
W016-Saiprasad Subhash Shete_-230301001		2,700.00	2,700.00	
W016-Sakshi Raj Batheja_190569-230301001		400.00	400.00	
W016-SAMBHAJI MAHADEV ASWALE-230301001		2,500.00	2,500.00	
W016-SAMEER CHANDRASHEKHAR DHEKANE-230301001		400.00	400.00	
W016-SAMEER MADHAV RANADE_-230301001		100.00	100.00	
W016-SAMIR SHASHIKANT BHAGWAT-230301001		1,000.00	1,000.00	
W016-SANDEEP ARJUN PODJELE-230301001		5,050.00	5,050.00	
W016-SANDIP MADHUKAR SANKPAL-230301001		4,250.00	4,250.00	
W016-SANJAY GANAPATI PATIL-230301001		400.00	400.00	
W016-SANJAY MADHUKAR VHANBATTE_-230301001		13,720.00	13,720.00	
W016-SANJAY SHRIRANG VELHAL_-230301001		4,650.00	4,650.00	
W016-SANJAY VASANT SANE-230301001		4,150.00	4,150.00	
W016-Sankpal Kulkarni & Associates-230301001		48,270.00	48,270.00	
W016-SANTOSH JADHAV_177209-230301001		1,450.00	1,450.00	
W016-SANTOSH MAHADEV CHAUGALE-230301001		400.00	400.00	
W016-SARAWATE KEDAR KAMALAKAR-230301001		5,750.00	5,750.00	
<b>Carried Over</b>	<b>-10,40,37,087.61 Dr</b>	<b>3,04,34,173.96</b>	<b>3,05,22,609.61</b>	<b>-10,39,48,651.96 Dr</b>



## ICAI\_Kolhapur\_WIRC\_New

Trial Balance : 1-Apr-2019 to 31-Mar-2020

Particulars	Opening Balance	Transactions		Closing Balance
		Debit	Credit	
<b>Brought Forward</b>	<b>-10,40,37,087.61 Dr</b>	<b>3,04,34,173.96</b>	<b>3,05,22,609.61</b>	<b>-10,39,48,651.96 Dr</b>
W016-SARITA OSWAL AND ASSOCIATES-230301001		400.00	400.00	
W016-S B Honwade & Co-230301001		500.00	500.00	
W016-S B SALASKAR & ASSOCIATES-230301001		1,050.00	1,050.00	
W016-SDAS AND CO-230301001		1,500.00	1,500.00	
W016-SHAH DINESH DRUPENDRA_-230301001		1,800.00	1,800.00	
W016-SHAILESH VIJAY SHRINGI-230301001		2,850.00	2,850.00	
W016-SHAKIRALI SHAKUKATALI BOJAGAR-230301001		1,900.00	1,900.00	
W016-SHALVI SUDHIR DOSHI-230301001		2,250.00	2,250.00	
W016-SHANKAR VITTHAL PATIL-230301001		400.00	400.00	
W016-SHETTI JAYAKUMAR DNYANA CHANDRA-230301001		4,900.00	4,900.00	
W016-SHINDE RANAJITSINHA ANANDRAO_-230301001		2,000.00	2,000.00	
W016-Shivaji Yesumali_042075-230301001		600.00	600.00	
W016-SHIVRAJ DILIP MAGAR_144697-230301001		3,600.00	3,600.00	
W016-S H P & Co-230301001		4,000.00	4,000.00	
W016-SHRIDHAR ANANT KHAPALE-230301001		100.00	100.00	
W016-Shrikant M Bapat-230301001		150.00	150.00	
W016-SHRIKRUSHNA UDAY MHAKAWEKAR-230301001		3,800.00	3,800.00	
W016-Shriram N Khot_110116-230301001		2,900.00	2,900.00	
W016-Shubham Hargude & Associates-230301001		4,450.00	4,450.00	
W016-Siddhant Infrastructure-230301001		500.00	500.00	
W016-SIDDHARTH SHAHA_172541-230301001		2,000.00	2,000.00	
W016-SIDDHESHWAR VITTHAL MALI-230301001		5,320.00	5,320.00	
W016-S K SASAVADE & CO-230301001		4,950.00	4,950.00	
W016-Smeet Dinesh Shah-230301001		100.00	100.00	
W016-SMITA SITARAM PATIL_141706-230301001		750.00	750.00	
W016-Smriti Nagdev-230301001		4,550.00	4,550.00	
W016-SNEHA NAGDEV 173308-230301001		400.00	400.00	
W016-Sonal Yatish Joshi_194632-230301001		150.00	150.00	
W016-Soniya Ajit Raigandhi_191384-230301001		900.00	900.00	
W016-S P Marakatti & Co-230301001		22,400.00	22,400.00	
W016-S R Bakare & Co-230301001		3,200.00	3,200.00	
W016-Srushti Gundesha_180009-230301001		1,500.00	1,500.00	
W016-Subhash Sawant_123184-230301001		2,000.00	2,000.00	
W016-Sujay Chavan_131773-230301001		1,300.00	1,300.00	
W016-SUNIL ARJUNDAS MOTWANI_129795-230301001		2,550.00	2,550.00	
W016-SUNIL ASHOK MANE-230301001		3,350.00	3,350.00	
W016-Sunil Dattatraya Vaidya_-230301001		1,150.00	1,150.00	
W016-SUNIL G PHALTANKAR-230301001		5,520.00	5,520.00	
W016-SUNIL KESHAV REVANKAR-230301001		400.00	400.00	
W016-SUNIL NAGAONKAR & CO-230301001		3,000.00	3,000.00	
W016-SUPRIYA BHAGWAN WADGAVE_-230301001		550.00	550.00	
W016-Supriya Madhukar Powar_183236-230301001		800.00	800.00	
W016-Supriya Patil_157582-230301001		2,000.00	2,000.00	
W016-Supriya Tade-230301001		2,750.00	2,750.00	
W016-Suraj Mhakija_-230301001		1,600.00	1,600.00	
W016-SUSHANT SHARAD PHADNIS-230301001		1,900.00	1,900.00	
W016-S V Chougule & Associates-230301001		3,250.00	3,250.00	
W016-Swapnil Narayan Vaidya_191125-230301001		1,050.00	1,050.00	
W016-Swapnil Suresh Bhatmare_182736-230301001		1,300.00	1,300.00	
W016-SWATI PRASHANT MISAL-230301001		1,450.00	1,450.00	
W016-Tarun Kateja & Associates-230301001		1,550.00	1,550.00	
W016-TASLIMARIF AKBAR MULLANI_-230301001		9,270.00	9,270.00	
W016-UMESH SHAMRAO BHOSALE_-230301001		4,150.00	4,150.00	
W016-VADER PRADEEP RAGHUNATH-230301001		5,150.00	5,150.00	
W016-VAIBHAV SUDHAKAR CHODANKAR_-230301001		1,150.00	1,150.00	
W016-VANDANA ABHAY GOLWALKAR-230301001		5,200.00	5,200.00	
<b>Carried Over</b>	<b>-10,40,37,087.61 Dr</b>	<b>3,04,34,173.96</b>	<b>3,05,22,609.61</b>	<b>-10,39,48,651.96 Dr</b>



continued ...

(17)



## ICAI\_Kolhapur\_WIRC\_New

Trial Balance : 1-Apr-2019 to 31-Mar-2020

Particulars	Opening Balance	Transactions		Closing Balance
		Debit	Credit	
<b>Brought Forward</b>	<b>-10,40,37,087.61 Dr</b>	<b>3,04,34,173.96</b>	<b>3,05,22,609.61</b>	<b>-10,39,48,651.96 Dr</b>
W016-VARDHE PRAKASHCHANDRA MADHUSUDAN-230301001		400.00	400.00	
W016-VIJAY BALRAM AHUJA-230301001		4,150.00	4,150.00	
W016-VIJYATA ATUL KULKARNI-230301001		1,800.00	1,800.00	
W016-VIKAS SUBHASH RAUT_180014-230301001		2,550.00	2,550.00	
W016-VIKRAM KHEMCHAND RATHOD-230301001		400.00	400.00	
W016-VINAYAK BALASAHEB PATIL-230301001		150.00	150.00	
W016-VIRENDRA VINAYAK TOPKAR-230301001		3,000.00	3,000.00	
W016-VISHAL CHANDRAKANT MAHAJAN-230301001		4,720.00	4,720.00	
W016-Vishwanath Vasant Mane_-230301001		2,400.00	2,400.00	
W016-VIVEK RAVSAHEB MALAVE-230301001		2,750.00	2,750.00	
W016-VRUSHALI DINAKARRAO SHINDE-230301001		2,500.00	2,500.00	
W016-WALIKHINDI M G-230301001		9,440.00	9,440.00	
W016-WASIMRAJA MOHIDDIN MULLA-128509-230301001		3,950.00	3,950.00	
W016-WASIM SANELAGAV_175621-230301001		1,200.00	1,200.00	
W016-Yash Patani_187041-230301001		4,400.00	4,400.00	
W016-YOGESH DAGADU NALE-230301001		1,250.00	1,250.00	
W016-YOGESH NARAYAN PATIL-230301001		1,050.00	1,050.00	
Cash-in-Hand-2304	-3,367.00 Dr	13,86,668.00	13,84,320.00	-5,715.00 Dr
Cash-230401	-3,367.00 Dr	13,86,668.00	13,84,320.00	-5,715.00 Dr
Cash In Hand-230401001	-3,367.00 Dr	13,86,668.00	13,84,320.00	-5,715.00 Dr
W016-Cash In Hand-230401001	-3,367.00 Dr	13,86,668.00	13,84,320.00	-5,715.00 Dr
Bank Accounts-2305	-30,52,819.27 Dr	1,18,42,967.40	1,24,87,869.46	-24,07,917.21 Dr
Bank - Main Account-230501	-30,52,819.27 Dr	1,18,42,967.40	1,24,87,869.46	-24,07,917.21 Dr
Bank - Main Account-230501001	-30,52,819.27 Dr	1,18,42,967.40	1,24,87,869.46	-24,07,917.21 Dr
W016-BANK OF INDIA-230501001	-27,57,839.33 Dr	78,36,182.80	93,81,680.06	-12,12,342.07 Dr
W016-IDBI BANK-230501001	-2,71,164.94 Dr	10,10,654.60	1,30,736.00	-11,51,083.54 Dr
W016-OBC SB 03575011000273-230501001	-23,815.00 Dr	26,42,430.00	26,21,753.40	-44,491.60 Dr
W016-Pay U Money-230501001		3,53,700.00	3,53,700.00	
Other Assets-2306	-1,61,656.80 Dr	73,652.30		-2,35,309.10 Dr
TDS Receivable-230606	-1,61,656.80 Dr	73,652.30		-2,35,309.10 Dr
TDS Receivable Income Tax-230606002	-1,61,656.80 Dr	73,652.30		-2,35,309.10 Dr
W016-TDS Receivable Account-2018-19-230606002	-14,492.10 Dr			-14,492.10 Dr
W016-TDS Receivable Account-2019-20-230606002		73,652.30		-73,652.30 Dr
W016-TDS Receivable Account-230606002	-1,47,164.70 Dr			-1,47,164.70 Dr
Publication Stock-2307	-1,21,485.00 Dr	41,800.00	3,600.00	-1,59,685.00 Dr
Stock-230701	-1,21,485.00 Dr	41,800.00	3,600.00	-1,59,685.00 Dr
Stock - RC publication-230701003	-1,21,485.00 Dr	41,800.00	3,600.00	-1,59,685.00 Dr
W016-Stock - RC Publication-230701003	-1,21,485.00 Dr	41,800.00	3,600.00	-1,59,685.00 Dr
<b>Branch / Divisions-13</b>	<b>+10,40,37,087.61 Cr</b>	<b>66,43,622.06</b>	<b>63,29,336.41</b>	<b>+10,37,22,801.96 Cr</b>
Branch/Division Transfer-1301	+72,349.50 Cr	50,504.00	17,550.00	+39,395.50 Cr
Publication Current A/c-130101	+72,349.50 Cr	50,504.00	17,550.00	+39,395.50 Cr
Pubn Current A/c-Kolhapur of WIRC-130101115	+72,349.50 Cr	50,504.00	17,550.00	+39,395.50 Cr
W016-Pubn Current A/c-Kolhapur of WIRC-130101115	+72,349.50 Cr	50,504.00	17,550.00	+39,395.50 Cr
Inter Head Balances- BS-61	+10,39,64,738.11 Cr	65,93,118.06	63,11,786.41	+10,36,83,406.46 Cr
Inter Head- BS-6101	+10,39,64,738.11 Cr	65,93,118.06	63,11,786.41	+10,36,83,406.46 Cr
Building Grant-610104	+10,13,49,274.00 Cr			+10,13,49,274.00 Cr
Building Grant-Kolhapur of WIRC-610104115	+10,13,49,274.00 Cr			+10,13,49,274.00 Cr
W016 -Building Grant-Kolhapur of WIRC-610104115	+10,13,49,274.00 Cr			+10,13,49,274.00 Cr
Capital Grant-610102	-9,28,946.50 Dr			-9,28,946.50 Dr
Capital Grant-Kolhapur of WIRC-610102115	-9,28,946.50 Dr			-9,28,946.50 Dr
W016-Capital Grant-Kolhapur of WIRC-610102115	-9,28,946.50 Dr			-9,28,946.50 Dr
Current Account-610117	+6,14,549.61 Cr	65,93,118.06	63,11,786.41	+3,33,217.96 Cr
Current Account-Kolhapur of WIRC-610117115	+2,46,941.08 Cr	63,47,037.50	59,47,818.50	-1,52,277.92 Dr
W016-Current Account-Advanced ITT-610117115		1,625.00	1,625.00	
W016-Current Account-Kolhapur of WIRC-610117115	+2,46,941.08 Cr	63,45,412.50	59,46,193.50	-1,52,277.92 Dr
<b>Carried Over</b>		<b>3,70,77,796.02</b>	<b>3,68,51,946.02</b>	<b>-2,25,850.00 Dr</b>



continued ...


(18)



## ICAI\_Kolhapur\_WIRC\_New

Trial Balance : 1-Apr-2019 to 31-Mar-2020

Particulars	Opening Balance	Transactions		Closing Balance
		Debit	Credit	
<b>Brought Forward</b>		<b>3,70,77,796.02</b>	<b>3,68,51,946.02</b>	<b>-2,25,850.00 Dr</b>
Current Account-Mumbai DCO-610117004	+3,67,608.53 Cr	2,04,941.56	3,07,828.91	+4,70,495.88 Cr
W016-Current Account-Mumbai DCO-610117004	+3,67,608.53 Cr	2,04,941.56	3,07,828.91	+4,70,495.88 Cr
Current Account-WIRC-610117100		41,139.00	56,139.00	+15,000.00 Cr
W016-Current Account-WIRC-610117100		41,139.00	56,139.00	+15,000.00 Cr
ITT Centre Grant-610105	+29,29,861.00 Cr			+29,29,861.00 Cr
ITT Centre Grant-Kolhapur of WIRC-610105115	+29,29,861.00 Cr			+29,29,861.00 Cr
W016-ITT Centre Grant-Kolhapur of WIRC-610105115	+29,29,861.00 Cr			+29,29,861.00 Cr
<b>Direct Incomes-32</b>		<b>1,94,131.85</b>	<b>65,48,740.88</b>	<b>+63,54,609.03 Cr</b>
Fees Received-3201		29,000.00	49,96,725.00	+49,67,725.00 Cr
Class Room Training Income-320104		29,000.00	49,96,725.00	+49,67,725.00 Cr
Advanced ITT Fees - Branches-320104007		4,875.00	7,75,125.00	+7,70,250.00 Cr
W016-Advanced ITT Fees - Branches-320104007		4,875.00	7,75,125.00	+7,70,250.00 Cr
GMCS-II Fees-320104004			11,37,500.00	+11,37,500.00 Cr
W016-GMCS-II Fees-320104004			11,37,500.00	+11,37,500.00 Cr
ITT Fees - Branches-320104002		1,625.00	10,47,800.00	+10,46,175.00 Cr
W016-ITT Fees - Branches-320104002		1,625.00	10,47,800.00	+10,46,175.00 Cr
Orientation Fees- Branches-320104001		6,500.00	16,05,500.00	+15,99,000.00 Cr
W016-Orientation Fees- Branches-320104001		6,500.00	16,05,500.00	+15,99,000.00 Cr
Reading room income-320104006		16,000.00	4,30,800.00	+4,14,800.00 Cr
W016 -Reading Room Income-320104006		14,800.00	14,800.00	
W016-Reading room income-320104006		1,200.00	4,16,000.00	+4,14,800.00 Cr
Income Support Services-3204		1,60,481.00	3,50,840.15	+1,90,359.15 Cr
Income Support Services-320401		1,60,481.00	3,50,840.15	+1,90,359.15 Cr
Income Support Services-Kolhapur of WIRC-320401116		1,60,481.00	3,50,840.15	+1,90,359.15 Cr
W016-Income Support Services-Kolhapur of WIRC-320401116		1,60,481.00	3,50,840.15	+1,90,359.15 Cr
Seminars Participation Fees-3202		4,650.85	12,01,175.73	+11,96,524.88 Cr
Seminar Income-320201		4,650.85	12,01,175.73	+11,96,524.88 Cr
Seminar income- Members-320201001		3,550.85	8,93,763.86	+8,90,213.01 Cr
W016-Seminar Income- Members-320201001		3,550.85	8,93,763.86	+8,90,213.01 Cr
Seminar income- Students-320201002		1,100.00	3,07,411.87	+3,06,311.87 Cr
W016-Seminar Income- Students-320201002		1,100.00	3,07,411.87	+3,06,311.87 Cr
<b>Direct Expenses-42</b>		<b>65,57,964.71</b>	<b>38,419.52</b>	<b>-65,19,545.19 Dr</b>
Employee Benefit Expenses-4202		5,55,140.00	1,650.00	-5,53,490.00 Dr
Salary,Pension & Other Allowances-420201		5,55,140.00	1,650.00	-5,53,490.00 Dr
Salary - Branch Employees-420201005		5,55,140.00	1,650.00	-5,53,490.00 Dr
W016 -Salary - Branch Employees-420201005		5,55,140.00	1,650.00	-5,53,490.00 Dr
Operating Expenses-4204		29,84,617.60	36,619.52	-29,47,998.08 Dr
Audit Fees-420420		20,000.00		-20,000.00 Dr
Audit fees- Statutory-420420001		20,000.00		-20,000.00 Dr
W016 -Audit Fees- Statutory-420420001		20,000.00		-20,000.00 Dr
Class Room Training - Adv ITT-420425		2,40,000.00		-2,40,000.00 Dr
Adv ITT - Faculty Honorarium-420425002		2,40,000.00		-2,40,000.00 Dr
W016-Adv ITT - Faculty Honorarium-420425002		2,40,000.00		-2,40,000.00 Dr
Class Room Training - GMCS 2-420426		2,40,000.00		-2,40,000.00 Dr
GMCS 2 - Faculty Honorarium-420426002		2,40,000.00		-2,40,000.00 Dr
W016-GMCS 2 - Faculty Honorarium-420426002		2,40,000.00		-2,40,000.00 Dr
Class Room Training - ITT-420416		3,38,600.00		-3,38,600.00 Dr
ITT - Faculty Honorarium-420416002		3,38,600.00		-3,38,600.00 Dr
W016 -ITT - Faculty Honorarium-420416002		3,38,600.00		-3,38,600.00 Dr
Class Room Training - Orientation-420415		2,88,000.00		-2,88,000.00 Dr
Orientation- Honorarium-420415002		2,88,000.00		-2,88,000.00 Dr
W016 -Orientation- Honorarium-420415002		2,88,000.00		-2,88,000.00 Dr
<b>Carried Over</b>		<b>4,38,29,892.58</b>	<b>4,34,39,106.42</b>	<b>-3,90,786.16 Dr</b>



continued ...



Particulars	Opening Balance	Transactions		Closing Balance
		Debit	Credit	
<b>Brought Forward</b>		<b>4,38,29,892.58</b>	<b>4,34,39,106.42</b>	<b>-3,90,786.16 Dr</b>
Meeting Expenses-420419		61,542.00		-61,542.00 Dr
Meeting -Misc expenses-420419008		61,542.00		-61,542.00 Dr
W016-Meeting -Misc expenses-420419008		61,542.00		-61,542.00 Dr
Other Expenses-420423		2,82,337.78	7,190.14	-2,75,147.64 Dr
Bank Commission-420423004		9,589.06		-9,589.06 Dr
W016 -Bank Commission-420423004		9,589.06		-9,589.06 Dr
GST Expense-420423029		29,385.30		-29,385.30 Dr
W016-CGST Expense-420423029		14,692.65		-14,692.65 Dr
W016-SGST Expense-420423029		14,692.65		-14,692.65 Dr
Magazines & Periodicals-420423002		13,200.00		-13,200.00 Dr
W016 -Magazines & Periodicals-420423002		13,200.00		-13,200.00 Dr
Misc Exp-420423017		2,30,163.42	7,190.14	-2,22,973.28 Dr
W016-Misc Exp-420423017		2,30,147.52	7,166.00	-2,22,981.52 Dr
W016-Round Off-420423017		15.90	24.14	+8.24 Cr
Postage and Telephone-420407		17,146.86	447.38	-16,699.48 Dr
Postage & telegram-420407001		9,393.56		-9,393.56 Dr
W016 -Postage & Telegram-420407001		9,393.56		-9,393.56 Dr
Telephone Expenses-420407002		7,753.30	447.38	-7,305.92 Dr
W016 -Telephone Expenses-420407002		5,513.62		-5,513.62 Dr
W016-Telephone Expenses-420407002		2,239.68	447.38	-1,792.30 Dr
Rent Rates & Taxes-420408		8,26,903.00	8,282.00	-8,18,621.00 Dr
Electricity Charges-420408009		7,38,403.00		-7,38,403.00 Dr
W016 -Electricity Charges-420408009		4,75,088.00		-4,75,088.00 Dr
W016-Electricity Charges-420408009		2,63,315.00		-2,63,315.00 Dr
Taxes-420408002		600.00		-600.00 Dr
W016 -Taxes-420408002		600.00		-600.00 Dr
Water-420408003		87,900.00	8,282.00	-79,618.00 Dr
W016 -Water-420408003		79,061.00	8,282.00	-70,779.00 Dr
W016-Water-420408003		8,839.00		-8,839.00 Dr
Repair & Maintenance-420411		6,52,467.96	20,700.00	-6,31,767.96 Dr
Computer Maintenance-420411005		28,977.96		-28,977.96 Dr
W016 -Computer Maintenance-420411005		28,977.96		-28,977.96 Dr
Repairs & Maintenance-420411002		3,49,612.40	20,700.00	-3,28,912.40 Dr
W016 -Repairs & Maintenance-420411002		1,50,665.02	20,700.00	-1,29,965.02 Dr
W016-Repairs & maintenance-420411002		1,98,947.38		-1,98,947.38 Dr
Security Arrangements-420411001		2,73,877.60		-2,73,877.60 Dr
W016 -Security Arrangements-420411001		1,87,742.00		-1,87,742.00 Dr
W016-Security Arrangements-420411001		86,135.60		-86,135.60 Dr
Technology Expenses-420406		17,620.00		-17,620.00 Dr
Broadband (INTERNET) Expenses-420406002		17,620.00		-17,620.00 Dr
W016 -Broadband (INTERNET) Expenses-420406002		17,620.00		-17,620.00 Dr
Printing and Stationery-4203		28,393.21		-28,393.21 Dr
Printing & Stationery-420301		28,393.21		-28,393.21 Dr
Printing And Stationery-420301001		28,393.21		-28,393.21 Dr
W016-Printing And Stationery-420301001		28,393.21		-28,393.21 Dr
Seminar and Programs-4201		29,89,813.90	150.00	-29,89,663.90 Dr
Seminar Expenses-420101		9,96,062.08	150.00	-9,95,912.08 Dr
Seminar - Catering Charges-420101005		5,47,130.00		-5,47,130.00 Dr
W016 -Seminar - Catering Charges-420101005		5,47,130.00		-5,47,130.00 Dr
Seminar - Faculty Honorarium-420101002		7,000.00		-7,000.00 Dr
W016 -Seminar - Faculty Honorarium-420101002		7,000.00		-7,000.00 Dr
Seminar -Mementos-420101010		1,33,897.08	150.00	-1,33,747.08 Dr
W016 -Seminar -Mementos-420101010		1,33,897.08	150.00	-1,33,747.08 Dr
<b>Carried Over</b>		<b>4,38,29,892.58</b>	<b>4,34,39,106.42</b>	<b>-3,90,786.16 Dr</b>



## ICAI\_Kolhapur\_WIRC\_New

Trial Balance : 1-Apr-2019 to 31-Mar-2020

Particulars	Opening Balance	Transactions		Closing Balance
		Debit	Credit	
<b>Brought Forward</b>		<b>4,38,29,892.58</b>	<b>4,34,39,106.42</b>	<b>-3,90,786.16 Dr</b>
Seminar -Misc expenses-420101013		2,13,864.00		-2,13,864.00 Dr
W016 -Seminar -Misc Expenses-420101013		8,200.00		-8,200.00 Dr
W016-Seminar -Misc expenses-420101013		2,05,664.00		-2,05,664.00 Dr
Seminar -Photo/Video-420101009		13,450.00		-13,450.00 Dr
W016 -Seminar -Photo/Video-420101009		13,450.00		-13,450.00 Dr
Seminar - Printing and Stationery-420101001		15,735.00		-15,735.00 Dr
W016 -Seminar - Printing and Stationery-420101001		15,735.00		-15,735.00 Dr
Seminar - Stay Charges-420101004		34,701.00		-34,701.00 Dr
W016 -Seminar - Stay Charges-420101004		34,701.00		-34,701.00 Dr
Seminar - Travel Air/Rail-420101006		1,850.00		-1,850.00 Dr
W016 -Seminar - Travel Air/Rail-420101006		1,850.00		-1,850.00 Dr
Seminar - Travel Car-420101007		28,435.00		-28,435.00 Dr
W016 -Seminar - Travel Car-420101007		28,435.00		-28,435.00 Dr
Seminar Students Exp-420102		18,66,628.10		-18,66,628.10 Dr
Seminar Students -Catering charges-420102005		13,60,606.00		-13,60,606.00 Dr
W016-Seminar Students -Catering charges-420102005		13,60,606.00		-13,60,606.00 Dr
Seminar Students -Mementos-420102010		32,270.02		-32,270.02 Dr
W016-Seminar Students -Mementos-420102010		32,270.02		-32,270.02 Dr
Seminar Students -Misc expenses-420102013		3,09,277.60		-3,09,277.60 Dr
W016-Seminar Students -Misc expenses-420102013		3,09,277.60		-3,09,277.60 Dr
Seminar Students -Photo/Video-420102009		29,650.00		-29,650.00 Dr
W016-Seminar Students -Photo/Video-420102009		29,650.00		-29,650.00 Dr
Seminar Students -Printing and Stationery-420102001		72,621.48		-72,621.48 Dr
W016-Seminar Students -Printing and Stationery-420102001		72,621.48		-72,621.48 Dr
Seminar Students -Stay Charges-420102004		23,614.00		-23,614.00 Dr
W016 -Seminar Students -Stay Charges-420102004		23,614.00		-23,614.00 Dr
Seminar Students -Travel Car-420102007		38,589.00		-38,589.00 Dr
W016-Seminar Students -Travel Car-420102007		38,589.00		-38,589.00 Dr
Sports &Tournament-420105		1,27,123.72		-1,27,123.72 Dr
Sports &Tournament -Misc expenses-420105013		1,25,323.72		-1,25,323.72 Dr
W016-Sports &Tournament -Misc expenses-420105013		1,25,323.72		-1,25,323.72 Dr
Sports &Tournament -Photo/Video-420105009		1,800.00		-1,800.00 Dr
W016-Sports &Tournament -Photo/Video-420105009		1,800.00		-1,800.00 Dr
<b>Indirect Incomes-33</b>		<b>5,90,075.30</b>	<b>15,94,855.15</b>	<b>+10,04,779.85 Cr</b>
Other Income-3301		5,90,075.30	15,94,855.15	+10,04,779.85 Cr
Interest Received on Earmarked Funds-330103		5,78,695.30	6,34,950.00	+56,254.70 Cr
Interest - Other Earmarked funds Invt-330103008		5,78,695.30	6,34,950.00	+56,254.70 Cr
W016-Interest - Other Earmarked funds Invt-330103008		5,78,695.30	6,34,950.00	+56,254.70 Cr
Interest Received on Investment-330101		11,180.00	6,79,344.00	+6,68,164.00 Cr
Interest - Savings-330101001			63,916.00	+63,916.00 Cr
W016 -Interest - Savings-330101001			63,916.00	+63,916.00 Cr
Interest - Short Term FD-330101002		11,180.00	6,15,428.00	+6,04,248.00 Cr
W016 -Interest - Short Term FD-330101002		11,180.00	6,15,428.00	+6,04,248.00 Cr
Other Income-330104		200.00	2,80,561.15	+2,80,361.15 Cr
Misc Receipts-330104003		200.00	2,80,561.15	+2,80,361.15 Cr
W016 -Misc Receipts-330104003			2,61,993.11	+2,61,993.11 Cr
W016-Misc Receipts-330104003		200.00	18,568.04	+18,368.04 Cr
<b>Indirect Expenses-43</b>		<b>50,88,712.53</b>		<b>-50,88,712.53 Dr</b>
Depreciation-4301		50,88,712.53		-50,88,712.53 Dr
Depreciation-Tangible Assets-430101		50,88,712.53		-50,88,712.53 Dr
Depreciation - Airconditioner-430101004		1,93,232.51		-1,93,232.51 Dr
W016 -Depreciation - Airconditioner-430101004		1,93,232.51		-1,93,232.51 Dr
<b>Carried Over</b>		<b>4,95,08,680.41</b>	<b>4,50,33,961.57</b>	<b>-44,74,718.84 Dr</b>



continued ...

(21)



ICAI\_Kolhapur\_WIRC\_New

Trial Balance : 1-Apr-2019 to 31-Mar-2020

Particulars	Opening Balance	Transactions		Closing Balance
		Debit	Credit	
<b>Brought Forward</b>		<b>4,95,08,680.41</b>	<b>4,50,33,961.57</b>	<b>-44,74,718.84 Dr</b>
Depreciation - Buiding-430101002		43,52,995.48		-43,52,995.48 Dr
W016 -Depreciation - Buiding-430101002		43,52,995.48		-43,52,995.48 Dr
Depreciation - Computer-430101009		1,82,335.80		-1,82,335.80 Dr
W016 -Depreciation - Computer-430101009		1,82,335.80		-1,82,335.80 Dr
Depreciation - Electrical Installation & Fittings-430101003		83,530.12		-83,530.12 Dr
W016 -Depreciation - Electrical Installation & Fittings-430101003		83,530.12		-83,530.12 Dr
Depreciation - Furniture & Fixtures-430101005		1,07,874.24		-1,07,874.24 Dr
W016 -Depreciation - Furniture & Fixtures-430101005		1,07,874.24		-1,07,874.24 Dr
Depreciation - office Equipment-430101006		1,68,744.38		-1,68,744.38 Dr
W016 -Depreciation - Office Equipment-430101006		1,68,744.38		-1,68,744.38 Dr
<b>Inter Head Balances- IE-51</b>		<b>70,625.00</b>	<b>12,84,812.00</b>	<b>+12,14,187.00 Cr</b>
Inter Head- IE-5101		70,625.00	12,84,812.00	+12,14,187.00 Cr
BOS Related Grants Grant-510114		9,100.00	9,77,187.00	+9,68,087.00 Cr
BOS Grant- Kolhapur of WIRC-510114115		9,100.00	9,77,187.00	+9,68,087.00 Cr
W016-BOS Grant- Kolhapur of WIRC-510114115		9,100.00	9,77,187.00	+9,68,087.00 Cr
Staff & Admin Exp Grant-510104		61,525.00	3,07,625.00	+2,46,100.00 Cr
Staff & Admin Exp Grant-Kolhapur of WIRC-510104115		61,525.00	3,07,625.00	+2,46,100.00 Cr
W016 -Staff & Admin Exp Grant-Kolhapur of WIRC-510104115		61,525.00	3,07,625.00	+2,46,100.00 Cr
Profit & Loss A/c			32,60,531.84	+32,60,531.84 Cr
<b>Grand Total</b>		<b>4,95,79,305.41</b>	<b>4,95,79,305.41</b>	

For KOLHAPUR BRANCH OF WIRC OF ICAI

 Chairman
  Vice Chairman
  Secretary
  Treasurer



For K G B & J ASSOCIATES  
CHARTERED ACCOUNTANTS  
FRN-114849W

  
 C.A. Tejay R. Gore  
 (Partner)  
 M. No. 150883



**ICAI\_Kolhapur\_WIRC\_New**  
**Income and Expenditure Statement**  
1-Apr-2019 to 31-Mar-2020

Particulars	1-Apr-2019 to 31-Mar-2020	Particulars	1-Apr-2019 to 31-Mar-2020
Opening Stock	2,25,850.00	Sales Accounts-31	
BOS PUBLICATIONS	1,90,500.00	<b>Direct Incomes-32</b>	<b>63,54,609.03</b>
ICAI PUBLICATIONS	35,350.00	Fees Received-3201	49,67,725.00
<b>Purchase Accounts-41</b>		Class Room Training Income-320104	49,67,725.00
<b>Direct Expenses-42</b>	<b>65,19,545.19</b>	Income Support Services-3204	1,90,359.15
Employee Benefit Expenses-4202	5,53,490.00	Income Support Services-320401	1,90,359.15
Salary, Pension & Other Allowances-420201	5,53,490.00	Seminars Participation Fees-3202	11,96,524.88
Operating Expenses-4204	29,47,998.08	Seminar Income-320201	11,96,524.88
Audit Fees-420420	20,000.00	<b>Indirect Incomes-33</b>	<b>10,04,779.85</b>
Class Room Training - Adv ITT-420425	2,40,000.00	Other Income-3301	10,04,779.85
Class Room Training - GMCS 2-420426	2,40,000.00	Interest Received on Earmarked Funds-330103	56,254.70
Class Room Training - ITT-420416	3,38,600.00	Interest Received on Investment-330101	6,68,164.00
Class Room Training - Orientation-420415	2,88,000.00	Other Income-330104	2,80,361.15
Meeting Expenses-420419	61,542.00	<b>Inter Head Balances- IE-51</b>	<b>12,14,187.00</b>
Other Expenses-420423	2,75,147.64	Inter Head- IE-5101	12,14,187.00
Postage and Telephone-420407	16,699.48	BOS Related Grants Grant-510114	9,68,087.00
Rent Rates & Taxes-420408	8,18,621.00	Staff & Admin Exp Grant-510104	2,46,100.00
Repair & Maintenance-420411	6,31,767.96	Closing Stock	
Technology Expenses-420406	17,620.00	BOS PUBLICATIONS	
Printing and Stationery-4203	28,393.21	ICAI PUBLICATIONS	
Printing & Stationery-420301	28,393.21	Excess of expenditure over income	32,60,531.84
Seminar and Programs-4201	29,89,663.90		
Seminar Expenses-420101	9,95,912.08		
Seminar Students Exp-420102	18,66,628.10		
Sports & Tournament-420105	1,27,123.72		
<b>Indirect Expenses-43</b>	<b>50,88,712.53</b>		
Depreciation-4301	50,88,712.53		
Depreciation-Tangible Assets-430101	50,88,712.53		
<b>Total</b>	<b>1,18,34,107.72</b>	<b>Total</b>	<b>1,18,34,107.72</b>

For K G B & J ASSOCIATES  
**CHARTERED ACCOUNTANTS**  
FRN-114849W

*R. Gore*  
C. A. Tejay R. Gore  
(Partner)  
M. No. 150883



For KOLHAPUR BRANCH OF WIRC OF ICAI

*AB Didi* Chairman    *Budale* Vice Chairman    *AMJ* Secretary    Treasurer





**ICAI\_Kolhapur\_WIRC\_New**

**Balance Sheet**

1-Apr-2019 to 31-Mar-2020

<b>Liabilities</b>		as at 31-Mar-2020	<b>Assets</b>		as at 31-Mar-2020
<b>Capital Account-11</b>		<b>33,77,465.44</b>	<b>Fixed Assets-21</b>		<b>8,66,05,338.13</b>
Reserves & Surplus-1101	33,77,465.44		Tangible Assets-2101	8,66,05,338.13	
Earmarked Funds-110102	1,02,43,428.11		Airconditioner-210103	10,94,984.26	
Reserves-110101	(-)-68,65,962.67Dr		Computer-210109	1,21,557.20	
			Electrical Installation & Fittings-210102	7,51,771.04	
<b>Loans (Liability)</b>			Furniture & Fixures-210104	9,70,868.17	
			Land & Building-210101	8,27,06,914.30	
<b>Current Liabilities-12</b>		<b>14,41,457.75</b>	Office Equipment-210106	9,59,243.16	
Duties & Taxes-1201	9,817.00				
Direct Tax-120101	9,817.00		<b>Investments-22</b>		<b>1,89,34,348.71</b>
Sundry Creditors-1203	6,46,416.75		Earmarked Investment-2202	96,35,997.71	
Expenses Payable-Parties-120303	6,46,416.75		Earmarked Investment & Others-220202	96,35,997.71	
Other Liabilities-1205	4,93,000.00		General Investment-2201	92,98,351.00	
Other Payable-120502	4,93,000.00		General Investment-FD with Bank-220101	92,98,351.00	
Provisions-1206	2,92,224.00				
Provisions for Expenses-120601	2,92,224.00		<b>Current Assets-23</b>		<b>30,02,038.31</b>
			Deposits (Asset)-2301	1,74,400.00	
<b>Branch / Divisions-13</b>		<b>10,37,22,801.96</b>	Security Deposit-230101	1,74,400.00	
Branch/Division Transfer-1301	39,395.50		Sundry Debtors-2303	19,012.00	
Publication Current A/c-130101	39,395.50		Receivables-230301	19,012.00	
Inter Head Balances- BS-61	10,36,83,406.46		Cash-in-Hand-2304	5,715.00	
Inter Head- BS-6101	10,36,83,406.46		Cash-230401	5,715.00	
Building Grant-610104	10,13,49,274.00		Bank Accounts-2305	24,07,917.21	
Capital Grant-610102	(-)-9,28,946.50Dr		Bank - Main Account-230501	24,07,917.21	
Current Account-610117	3,33,217.96		Other Assets-2306	2,35,309.10	
ITT Centre Grant-610105	29,29,861.00		TDS Receivable-230606	2,35,309.10	
			Publication Stock-2307	1,59,685.00	
			Stock-230701	1,59,685.00	
<b>Suspense A/c-14</b>			<b>Excess of expenditure over income</b>		
			Opening Balance		
			Current Period	32,60,531.84	
			Less: Transferred	(-)-32,60,531.84Dr	
<b>Total</b>		<b>10,85,41,725.15</b>	<b>Total</b>		<b>10,85,41,725.15</b>

For K G B & J ASSOCIATES  
CHARTERED ACCOUNTANTS  
FRN-114849W

*C.A. Tejay R. Gore*

C. A. Tejay R. Gore  
(Partner)  
M. No. 150883

For KOLHAPUR BRANCH OF WIRC OF ICAI

*Chairman*

Chairman

Vice Chairman

Secretary

Treasurer



**ICAI\_Kolhapur\_WIRC\_New**  
**W016-BANK OF INDIA-230501001**  
 Reconciliation Statement  
 1-Apr-2019 to 31-Mar-2020

Date	Particulars	Favouring Name / Received From	Vch Type	Transaction Type	Instrument No.	Instrument Date	Bank Date	Debit	Credit
31-3-2020	W016 -Party Control A/c-120303001	Ashish Sevekari	Payment	Cheque	292716	31-3-2020			500.00
31-3-2020	W016-KDS SECUURRITY-120303001	Anil Chikodi	Payment	Cheque	292685	31-3-2020	20-5-2020		23,760.00
19-3-2020	W016-Reading Room Security Deposit-120303001	Chetak Mohan Patil	Payment	Cheque	292682	19-3-2020	4-6-2020		2,000.00
12-3-2020	W016-Reading Room Security Deposit-120303001	Rajshekhar Sharad Shetti	Payment	Cheque	292680	12-3-2020	8-6-2020		2,000.00
								Balance as per company books:	12,12,342.07
								Amounts not reflected in bank:	28,260.00
								Amounts not reflected in Company Books:	
								<b>Balance as per bank:</b>	<b>12,40,602.07</b>
								Balance as per Imported Bank Statement:	
								Difference:	

For K G B & J ASSOCIATES  
 CHARTERED ACCOUNTANTS  
 FRN-114849W

*Agre*

C. A. Tejay R. Gore  
 (Partner)  
 M. No. 150883



For KOLHAPUR BRANCH OF WIRC OF ICAI

*AS Chikodi*

Chairman

Vice Chairman

*Shinde*

Secretary

*Chavhan*

Treasurer





**ICAI\_Kolhapur\_WIRC\_New**  
**W016-IDBI BANK-230501001**  
 Reconciliation Statement  
 1-Apr-2019 to 31-Mar-2020

Date	Particulars	Favouring Name / Received From	Vch Type	Transaction Type	Instrument No.	Instrument Date	Bank Date	Debit	Credit
									Balance as per company books: 11,51,083.54
									Amounts not reflected in bank:
									Amounts not reflected in Company Books :
									<b>Balance as per bank: 11,51,083.54</b>
									Balance as per Imported Bank Statement :
									Difference :

For KOLHAPUR BRANCH OF WIRC OF ICAI

 Chairman   
  Vice Chairman   
  Secretary   
  Treasurer



For K G B & J ASSOCIATES  
 CHARTERED ACCOUNTANTS  
 FRN-114849W



C. A. Tejay R. Gore  
 (Partner)  
 M. No. 150883



ICAI\_Kolhapur\_WIRC\_New

W016-OBC SB 03575011000273-230501001

Reconciliation Statement

1-Apr-2019 to 31-Mar-2020

Date	Particulars	Favouring Name / Received From	Vch Type	Transaction Type	Instrument No.	Instrument Date	Bank Date	Debit	Credit
								Balance as per company books:	44,491.60
								Amounts not reflected in bank:	
								<b>Balance as per bank:</b>	<b>44,491.60</b>

For KOLHAPUR BRANCH OF WIRC OF ICAI

*[Signature]*  
Chairman

Vice Chairman

*[Signature]*  
Secretary

*[Signature]*  
Treasurer



For K G B & J ASSOCIATES  
CHARTERED ACCOUNTANT  
FRN-114849W

*[Signature]*

C. A. Tejay R. Gore  
(Partner)  
M. No. 150883





Annexure - IV TDS RECEIVABLE DETAILS

Name of the Branch: Kolhapur Branch of WIRC of ICAI

Financial year	Name of Deductor	TAN of Deductor	Total Amount Paid / Credited (Rs.)	Total Tax Deducted (Rs.)	Whether transfer to current account	Whether Write-off in the previous years through P & L	Any amount Received from Head Office
2020-21	-	-	-	-	-	-	-
2019-20	Bank of India	KLPN00910A	7,02,336.00	70,234.00	No	No	No
2019-20	IDBI Bank Ltd	MUMI04922B	35,913.00	3,418.30	No	No	No
2018-19	Oriental Bank of Commerce	KLPO00183B	3,19,796.00	8,253.00	No	No	No
2018-19	IDBI Bank Ltd	MUMI04922B	62,391.00	6,239.10	No	No	No
2017-18	Oriental Bank of Commerce	KLPO00183B	3,22,599.00	64,520.00	No	No	No
2017-18	IDBI Bank Ltd	MUMI04922B	92,298.40	9,221.10	No	No	No
2016-17	-	-	-	-	-	-	-
2015-16	-	-	-	-	-	-	-

\* Total of all the years TDS Receivable should also tallied with Online Books of Accounts

Details of TAN of each Bank/Customer to be captured in online Tally while recording TDS

Current Year Entries (TDS receivable 2019-20) to be identified and matched with Form 26AS received from Head Office

Notes:-

- With respect to the Figure of Financial Year 2017-2018, the figure as reported above is Rs 73741.10 whereas the Ledger named as "W016- TDS Receivable Account- 230606002" reflects the amount of Rs 147164.70. As explained the managing committee, the ledger Balance contains the figures pertaining to years prior to the financial year 2017-2018.
- With respect to comparing the TDS Receivable figure for Financial Year 2019-2020, we have observed the following:-
  - The Head Office has provided the Branch with the details of 26AS in an excel Format based on which we are reporting the details
  - The TDS as reflecting in the Books with respect to IDBI bank limited is Rs 3418.30 whereas that reflecting in the details provided by Head office is Rs 9535.70. As explained by Branch the TDS done by IDBI Bank is for the region covering different branches of ICAI. As such the TDS of Kolhapur Branch that has done by IDBI could not be found from the list provided by H.O.
  - The TDS as reflecting in the Books with Bank of India Limited is Rs 70,234.00 which cannot be confirmed from the details provided by Head Office as the respective branch related TDS could not be identified from the list provided by H.O.



For KOLHAPUR BRANCH OF WIRC OF ICAI  
 Chairman Vice Chairman Secretary Treasurer

*[Signature]*  
 C. A. Tejay R. Gore  
 (Partner)

19 JUN 2020

M. No. 150883

Name of the Branch: Kolhapur Branch of WIRC of ICAI  
Annexure - V: FDR DETAILS

S. No.	Name of the Bank & Branch	Account No.	Amount of FD As on 1st April 2019	Date of making FD/ Renewal	Maturity Date	Matured During the year (In Rs)	Closed before Maturity	Addition during the year (In Rs)	Closing As on 31st Mar 2020 (This should match with online tally)	Maturity Value	Rate of Interest	Branch Name	Region	Matched with Tally	Tally Balance	Type (General/ Earmarked)	Interest added in closing balance of FD (In Rs)
1	Bank of India, Shahupuri	A/c No. 090145110000782	7,42,979.95	30-12-2019	30-12-2020	-	-	-	7,88,028.95	7,76,721.95	6.40	Kolhapur	WIRC	Yes	7,88,028.95	Earmarked	4,049.00
2	Bank of India, Shahupuri	A/c No. 090145110000530	77,57,778.76	30-09-2019	30-09-2020	-	-	-	82,22,187.76	85,17,261.76	6.50	Kolhapur	WIRC	Yes	82,22,187.76	Earmarked	4,99,409.00
3	IDBI Bank, Shahupuri	A/c No. 0464106000046349	5,86,191.10	30-03-2019	30-03-2020	-	6,04,385.40	-	6,31,897.60	6,31,897.60	7.25	Kolhapur	WIRC	Yes	-	Earmarked	19,239.30
4	Oriental Bank of Commerce, Shahupuri	A/c No. 03573031024989	5,83,828.00	30-03-2020	30-03-2021	-	-	-	6,25,781.00	6,64,508.00	6.05	Kolhapur	WIRC	Yes	6,25,781.00	Earmarked	41,953.00
5	Bank of India, Shahupuri	A/c No. 090145110010827	13,02,511.00	30-07-2019	30-07-2020	-	-	-	13,82,477.00	14,19,370.00	6.70	Kolhapur	WIRC	Yes	13,82,477.00	General	79,966.00
6	Bank of India, Shahupuri	A/c No. 090145110011643	6,15,112.00	31-03-2020	31-03-2021	-	-	-	6,52,790.00	6,93,530.00	6.10	Kolhapur	WIRC	Yes	6,52,790.00	General	37,678.00
7	IDBI Bank, Khairi Corner	A/c No. 634106000038474	3,71,395.80	07-08-2019	07-08-2020	-	3,84,651.20	-	4,07,012.70	4,07,012.70	7.10	Kolhapur	WIRC	Yes	-	General	13,255.40
8	Oriental Bank of Commerce, Shahupuri	A/c No. 03573031003892	2,51,046.00	22-03-2020	22-03-2021	-	-	-	2,69,086.00	2,86,302.00	6.25	Kolhapur	WIRC	Yes	2,69,086.00	General	18,040.00
9	Oriental Bank of Commerce, Shahupuri	A/c No. 03573031003908	2,39,744.00	22-03-2020	22-03-2021	-	-	-	2,56,972.00	2,73,413.00	6.25	Kolhapur	WIRC	Yes	2,56,972.00	General	17,228.00
10	Oriental Bank of Commerce, Shahupuri	A/c No. 03573031003915	2,51,835.00	22-03-2020	22-03-2021	-	-	-	2,69,932.00	2,87,202.00	6.25	Kolhapur	WIRC	Yes	2,69,932.00	General	18,097.00
11	Oriental Bank of Commerce, Shahupuri	A/c No. 03573031003922	1,25,914.00	22-03-2020	22-03-2021	-	-	-	1,34,962.00	1,43,597.00	6.25	Kolhapur	WIRC	Yes	1,34,962.00	General	9,048.00
12	Oriental Bank of Commerce, Shahupuri	A/c No. 03573031005827	3,30,899.00	22-03-2020	22-03-2021	-	-	-	3,54,677.00	3,77,369.00	6.25	Kolhapur	WIRC	Yes	3,54,677.00	General	23,778.00
13	Oriental Bank of Commerce, Shahupuri	A/c No. 03573031005894	2,36,354.00	22-03-2020	22-03-2021	-	-	-	2,53,338.00	2,69,547.00	6.25	Kolhapur	WIRC	Yes	2,53,338.00	General	16,984.00
14	Oriental Bank of Commerce, Shahupuri	A/c No. 03573031005841	2,36,358.00	22-03-2020	22-03-2021	-	-	-	2,53,342.00	2,69,551.00	6.25	Kolhapur	WIRC	Yes	2,53,342.00	General	16,984.00
15	Oriental Bank of Commerce, Shahupuri	A/c No. 03573031005858	2,36,357.00	22-03-2020	22-03-2021	-	-	-	2,53,342.00	2,69,551.00	6.25	Kolhapur	WIRC	Yes	2,53,342.00	General	16,984.00
16	Oriental Bank of Commerce, Shahupuri	A/c No. 03573031005865	2,36,358.00	22-03-2020	22-03-2021	-	-	-	2,53,342.00	2,69,551.00	6.25	Kolhapur	WIRC	Yes	2,53,342.00	General	16,984.00
17	Oriental Bank of Commerce, Shahupuri	A/c No. 03573031005872	2,36,358.00	22-03-2020	22-03-2021	-	-	-	2,53,342.00	2,69,551.00	6.25	Kolhapur	WIRC	Yes	2,53,342.00	General	16,984.00
18	Oriental Bank of Commerce, Shahupuri	A/c No. 03573031005889	2,36,359.00	22-03-2020	22-03-2021	-	-	-	2,53,344.00	2,69,553.00	6.25	Kolhapur	WIRC	Yes	2,53,344.00	General	16,985.00
19	Oriental Bank of Commerce, Shahupuri	A/c No. 03573031010906	5,73,808.00	31-05-2020	31-03-2021	-	-	-	6,15,041.00	6,53,104.00	6.05	Kolhapur	WIRC	Yes	6,15,041.00	General	41,233.00
20	Oriental Bank of Commerce, Shahupuri	A/c No. 03573031010654	1,86,638.00	03-05-2018	03-05-2020	-	-	-	1,99,069.00	2,00,678.00	6.50	Kolhapur	WIRC	Yes	1,99,069.00	General	12,431.00
21	Oriental Bank of Commerce, Shahupuri	A/c No. 03573031011071	1,89,737.00	03-05-2018	03-05-2020	-	-	-	2,02,374.00	2,04,010.00	6.50	Kolhapur	WIRC	Yes	2,02,374.00	General	12,637.00
22	Oriental Bank of Commerce, Shahupuri	A/c No. 03573031016250	2,20,018.00	02-11-2019	02-10-2021	-	-	-	2,34,821.00	2,58,719.00	6.50	Kolhapur	WIRC	Yes	2,34,821.00	General	14,803.00
23	Oriental Bank of Commerce, Shahupuri	A/c No. 03573031016472	4,02,243.00	26-11-2019	26-10-2021	-	-	-	4,28,973.00	4,71,772.00	6.25	Kolhapur	WIRC	Yes	4,28,973.00	General	26,730.00
24	Oriental Bank of Commerce, Shahupuri	A/c No. 03573031027256	2,41,912.00	16-06-2020	16-06-2021	-	-	-	2,52,034.00	2,70,922.00	5.50	Kolhapur	WIRC	Yes	2,52,034.00	General	10,122.00
25	Oriental Bank of Commerce, Shahupuri	A/c No. 03573010001119	23,412.00	22-03-2020	22-03-2021	-	-	-	25,094.00	26,700.00	6.25	Kolhapur	WIRC	Yes	25,094.00	General	1,682.00
26	Oriental Bank of Commerce, Shahupuri	A/c No. 03573011004536	-	07-06-2019	07-06-2020	-	-	10,00,000.00	10,00,000.00	10,00,000.00	7.00	Kolhapur	WIRC	Yes	10,00,000.00	General	-
27	Oriental Bank of Commerce, Shahupuri	A/c No. 03573011004543	-	07-06-2019	07-06-2020	-	-	10,00,000.00	10,00,000.00	10,00,000.00	7.00	Kolhapur	WIRC	Yes	10,00,000.00	General	-
28	Oriental Bank of Commerce, Shahupuri	A/c No. 03573011004550	-	07-06-2019	07-06-2020	-	-	5,00,000.00	5,00,000.00	5,00,000.00	7.00	Kolhapur	WIRC	Yes	5,00,000.00	General	-
Total									1,89,34,348.71	2,06,82,393.01	1,89,34,348.71	2,06,82,393.01	1,89,34,348.71	2,06,82,393.01	1,89,34,348.71	2,06,82,393.01	10,14,283.70

FOR K G B & J ASSOCIATES  
CHARTERED ACCOUNTANTS  
FRN-114849W

*(Signature)*

C.A. Tejay R. Gore  
(Partner)  
M. No. 150383

19 JUN 2020



For KOLHAPUR BRANCH OF WIRC OF ICAI  
*(Signature)* Chairman  
*(Signature)* Vice Chairman  
*(Signature)* Secretary  
*(Signature)* Treasurer





THE INSTITUTE OF CHARTERED ACCOUNTANTS OF INDIA  
Fixed Assets Schedule  
Kolhapur Branch of WIRC of ICAI

PARTICULARS	GROSS BLOCK			DEPRECIATION AND AMORTISATION			NET BLOCK			
	COST AT 01/04/2019	ADDITIONS	ADJUSTMENT	Cost AS AT 31/03/2020	01-04-2019	ADDITION	ADJUSTMENT	31-03-2020	WDV AS ON 31/03/2020	WDV AS ON 31/03/2019
<b>A. Tangible Assets:</b>										
01. Land - Free Hold				0.00				0.00	0.00	0.00
02. Land- Lease Hold				0.00				0.00	0.00	0.00
03. Buildings	96465274.00			96465274.00	9405364.22	4352995.48		13758359.70	82706914.30	87059909.78
04. Electric Installations & Fix.	1129200.00			1129200.00	293898.84	83530.12		377428.96	751771.04	835301.16
05. Computers	4311547.56			4311547.56	4007654.56	182335.80		4189990.36	121557.20	303893.00
06. Air Conditioners	2097646.00			2097646.00	809429.22	193232.52		1002661.74	1094984.26	1288216.78
07. Furniture & Fixtures	1619314.00			1619314.00	540571.60	107874.23		648445.83	970868.17	1078742.40
08. Lifts				0.00				0.00	0.00	0.00
09. Office Equipments	1965942.56	3300.00		1969242.56	841255.02	168744.38		1009999.40	959243.16	1124687.54
10. Vehicles				0.00				0.00	0.00	0.00
11. Library Books	88073.14			88073.14	88073.14			88073.14	0.00	0.00
<b>B. Intangible Asset:</b>										
01. Software	65488.00			65488.00	65488.00			65488.00	0.00	0.00
<b>SUBTOTAL-1</b>	107742485.26	3300.00		107745785.26	16051734.60	5088712.53		21140447.13	86605338.13	91690750.66
Previous Year	107601698.14	140787.12		107742485.26	10418777.72	5632956.88		16051734.60	94444146.97	97182920.43

For K G B & J ASSOCIATES  
CHARTERED ACCOUNTANTS  
FRN-114849W

  
C.A. Tejay R. Gore  
(Partner)  
M. No. 150883

19 JUN 2020



For KOLHAPUR BRANCH OF WIRC OF ICAI  
 Chairman  
 Vice Chairman  
 Secretary  
 Treasurer



**Name of the Branch : Kolhapur Branch of WIRC of ICAI**

LIST OF ALL ADDITIONS (ITEM WISE) DURING THE PERIOD :APRIL 2019 to March 2020

Sr. No.	Voucher Number	Date of Purchase	Name of Supplier/ Vendor	Put to use date if different from date of purchase	Quantity / Number	Rate per Unit	Cost of Asset	GST	Total Value
1	1,837	10-03-2020	City Time	N.A.	10	330	3,300	-	3,300
	<b>TOTAL</b>						<b>3,300</b>	<b>-</b>	<b>3,300</b>

**Total Value should match with Value of Additions in FA Schedule**

For K G B & J ASSOCIATES  
CHARTERED ACCOUNTANTS

FRN-114849W



C. A. Tejay R. Gore  
(Partner)

M. No. 10L383

19 JUN 2020.

19 JUN 2020



For KOLHAPUR BRANCH OF WIRC OF ICAI



Chairman

Vice Chairman



Secretary

Treasurer





ANNEXURE-VII

Name of the Branch: Kolhapur Branch of WIRC of ICAI  
1. Membership fees details for the Year 2019-2020

1	2	3	4	5	6	7	8	9	10	11	12	13	14	15	16	17	18	19	20	21	22	
S. No.	Members hip No / CRO No./ NS No/ Firm No.	Member name/ Firm Name	Region Name	Members /Firm State Name	GSTIN	Entranc e Fees	Associates Fees	Associates (Sr.Citizen Non COP)	Fellow Admission	Fellow conversion	Fellow Fees	Fellow ( Sr.Citizen Non COP)	COP Holder Associates	COP Holder Fellow	Total Taxable Fees	CGST	SGST	IGST	Total GST	Total Fees including GST	Exempt Fees like CABF and Others	
								NIL														

2. Previous years membership advance fees converted to Income for the year 2019-2020

1	2	3	4	5	6	7	8	9	10	11	12	13	14	15	16	17	18	19	20	21	22	
S. No.	Members hip No / CRO No./ NS No/ Firm No.	Member name/ Firm Name	Region Name	Members /Firm State Name	GSTIN	Entranc e Fees	Associates Fees	Associates (Sr.Citizen Non COP)	Fellow Admission	Fellow conversion	Fellow Fees	Fellow ( Sr.Citizen Non COP)	COP Holder Associates	COP Holder Fellow	Total Taxable Fees	CGST	SGST	IGST	Total GST	Total Fees including GST	Exempt Fees like CABF and Others	
								NIL														

For K G B & J ASSOCIATES  
CHARTERED ACCOUNTANTS  
FRN-114849W

*R. Gore*  
C.A. Tejay R. Gore  
(Partner)  
M. No. 150883



For KOLHAPUR BRANCH OF WIRC OF ICAI  
*Chairman* Vice Chairman  
*Secretary* Secretary  
*Treasurer* Treasurer



19 JUN 2020

ANNEXURE-VIII (A)

Name of the Branch: Kolhapur Branch of WIRC of ICAI  
land Details as on 31.03.2020

Land Freehold/ Land Leasehold	Amount as per Books in (Rs)	Address of the Land	Name of the Branch being run on the Land	Name, Address and Pan of the person from whom the land was acquired	Amount for Which the land was purchased/ Leased	Date of getting the possession over the land	Date on which activities were commenced on the land	Size of the land in acre	Amount of Construction on the land till 31st March 2020	Whether the Land Purchased/Lease agreement contains any clause about the benefit to poor like economically weaker section

N.A.

For K G B & J ASSOCIATES  
CHARTERED ACCOUNTANTS  
FRN-114849W

*Tejay R. Gore*

C.A. Tejay R. Gore  
(Partner)

M. No. 150883

19 JUN 2020



For KOLHAPUR BRANCH OF WIRC OF ICAI  
*Chairman* Vice Chairman Secretary Treasurer





ANNEXURE-VIII (B)

Name of the Branch: Kolhapur Branch of WIRC of ICAI  
Bank Details-31.03.2020

S. No.	Account No.	Bank Name	IFSC	Type of A/c	Branch to whom it pertains
1	090110110000735	Bank of India	BKID0000901	Savings Account	Shahupuri, Kolhapur
2	464104000019178	IDBI Bank	IBKL0000464	Savings Account	Shahupuri, Kolhapur
3	03575011000273	Oriental Bank of Commerce	ORBC0100357	Current Account	Shahupuri, Kolhapur

For K G B & J ASSOCIATES  
CHARTERED ACCOUNTANTS

FRN-114849W



C.A. Tejay R. Gore  
(Partner)

M. No. 150883

19 JUN 2020



For KOLHAPUR BRANCH OF WIRC OF ICAI

  
Chairman Vice Chairman

  
Secretary

  
Treasurer



**ANNEXURE-IX**

**Name of the Branch: Kolhapur Branch of WIRC of ICAI  
Outright Entries of Stock of Publication at Branch Level**

Particulars	Dr.	Cr.
PURCHASE OF PUBLICATION A/C		
TO BRANCH PUBLICATION CURRENT A/C (NAME OF BRANCHES/RCS)		
BANK A/C		
TO SALE OF PUBLICATION A/C		N.A.
BRANCH PUBLICATION CURRENT A/C (NAME OF BRANCHES/RCS)		
TO BANK A/C		

For K G B & J ASSOCIATES  
CHARTERED ACCOUNTANTS

ERN-114849W

*C.A. Tejay R. Gore*  
(Partner)

M. No. 150883



For KOLHAPUR BRANCH OF WIRC OF ICAI

*Chairman* Vice Chairman Secretary Treasurer



19 JUN 2020



**Kolhapur Branch of WIRC of ICAI**

**For the Year Ended of 31-03-2020**

**Annexure X: TDS**

Particulars	Opening Balance 1.4.2019 (A)	Credits for the period/ year (B)	Debits for the period /year (C)	Closing balance 31.03.2020 (D) A+B-C= D	Subsequent payment till 31.05.2020	Balance amount on 31.05.2020	Reasons for non payment as on 31.05.2020	Whether TDS deposited every month on time
TDS ON CONTRACTOR	700	28,169	28,052	817	817	-	N.A.	Yes
TDS ON RENT	-	-	-	-	-	-	-	-
TDS ON PROFESSIONAL	18,000	1,04,000	1,13,000	9,000	9,000	-	N.A.	Yes
TDS ON COMMISSION	-	-	-	-	-	-	-	-
TDS ON SALARY (IF ANY)	-	-	-	-	-	-	-	-

**For KGB & J ASSOCIATES  
CHARTERED ACCOUNTANTS**

FRN-114849W

*R. Gore*  
C. A. Tejay R. Gore  
(Partner)

M. No. 150883

19 JUN 2020



FOR KOLHAPUR BRANCH OF WIRC OF ICAI

*R. Gore* Chairman Vice Chairman Secretary  
*M. Gore* Treasurer



# PUBLICATION ACCOUNT (FORMAT-A)

KOLHAPUR BRANCH OF WIRC OF ICAI  
ICAI PUBLICATION ACCOUNT FOR THE PERIOD 01.04.2019 - 31.03.2020

Format A  
(IN AMOUNT)

A	B	C	D	E	F	I	J	
PARTICULARS	ALL MEMBER RELATED PUBNS	PROSPECTUS	STUDY MATERIAL	SUGGESTED ANSWERS & COMPILATIONS	RTP	FORM 102/103	OTHERS STUDENT RELATED PUBNS	TOTAL (A TO I)
<b>A PUBLICATION STOCK ACCOUNT OF ICAI :</b>								
1 OPENING STOCK (AS ON 01.04.2019)	35,350	-	1,51,970	9,220	10,560	-	18,750	2,25,850
2 ADD: PUBLICATION RECEIVED DURING 01.04.2019-31.03.2020	-	-	-	-	-	-	-	-
3 LESS: PUBLICATION SOLD DURING 01.04.2019-31.03.2020	-	-	-	-	-	-	-	-
4 LESS/ADD : SHORTAGES / EXCESSES, If any	-	-	-	-	-	-	-	-
5 LESS: OBSOLETE STOCK DISPOSED OFF DURING THE PERIOD (Pls Attach Auditors Certificate)	35,350	-	1,51,970	9,220	10,560	-	18,750	2,25,850
10 CLOSING STOCK as on 31.03.2020	-	-	-	-	-	-	-	-
<b>B SALES PROCEED REMITTED towards Publications during the period</b> Link: <a href="https://easypay.axisbank.co.in/easypay/makePayment?mid=MzUxNDY%3D">https://easypay.axisbank.co.in/easypay/makePayment?mid=MzUxNDY%3D</a> Ch. No. 257205 (NEFT-UTR No.-BKID N 19262523950) Dated 19.09.2019								22,874
11 TOTAL REMITTANCES								-
<b>C PUBLICATION SALES PAYABLE ACCOUNT :</b>								-
12 OPENING PAYABLE (AS ON 01.04.2019)								22,874
13 ADD: TOTAL SALES DURING 01.04.2019-31.03.2020 (As mentioned in A3 above)								-
14 LESS : COMMISSION ON SALE OF PUBLICATION for period 01.04.2019-31.03.2020								-
15 LESS: AMOUNT REMITTED Towards Publications (AS PER B11 ABOVE)								22,874
16 BALANCE PAYABLE AS ON 31.03.2020 (12+13-14-15)								-
17 SUPPLIES MADE TO YOUR BRANCH ON OUTRIGHT SALE BASIS W.E.F 01.08.2018.(Refer to Note 5)								-





Note 1: Kindly DO NOT include/merge Exam Form details in the above statement. Exam form details like Stock of exam forms, Sale of exam forms and remittances in respect of exam forms, commission on sale of exam forms etc. are to be submitted separately to Exam department.

Note 2: Opening/ Closing Stock & Payable figures should be matched with respective figures as reported in branch balance sheet submitted to Accounts

Note 3: Figures of Opening & Closing Stock, Sales, Complementary issue etc. reported in Format A (i.e. Summary Publication Account) should be matched with respective figures as reported Format B (i.e. Item wise Stock Details)

Note 4: Commission is allowed to branch @ 20% on sale of all publications except on sale of Form 102/103, if any upto 31st July 2018

Note 5: As per announcement dated 24th July, 2018 effective from 1st August, 2018 supplies are made on outright sale basis @ 20% discount. Remit outright sale amount to Head Office account on Link: <https://easypay.axisbank.co.in/easypay/makePayment?mid=MzUxNDY%3D>

For K G B & J ASSOCIATES  
CHARTERED ACCOUNTANTS

FRN-114849W



C. A. Tejay R. Gore  
(Partner)

M. No. 150883

19 JUN 2020




For KOLHAPUR BRANCH OF WIRC OF ICAI



Chairman

Vice Chairman



Secretary


Treasurer



FORMAT B ITEM WISE PUBLICATION STOCK DETAILS OF SALEABLE STOCK - 01.04.2019 - 31.03.2020

Name of Branch:- Kolhapur Branch of WIRC of ICAI

Sr. No.	Bar Code	Name of Publications	Sale price (in Rs.)	Quantity (Units)			Amount (in Rs.)			Depart				
				Opening Stock	Recd. During period	Excess/sh ortage recd.	Compl. Issued/ Returned/ Obsolete/ Transfer etc	Opening Stock	Recd. During period		Excess/sh ortage recd.	Compl. Issued/ Returned/ Obsolete/ Transfer etc	Sales	Closing Stock
1	03GNA1FC	GN on Audit of Internal Financial Control Over Financial Reporting- Sept - 15	350.00	13			13	0	4550	0	0	4550	0	Member
2	NS00012	GN ON COMPANIES (AUDITOR'S REPORT) ORDER (ICARO) Apr 16	300.00	22			22	0	6600	0	0	6600	0	Member
3	9030TH0096	Guidance Note on Audit of Banks (2018 Edition)	350	41			41	0	14350	0	0	14350	0	Member
4	030TH0080	Guidance Note on Audit of Banks 16	750.00	11			11	0	8250	0	0	8250	0	Member
5	010TH0072	Compendium of Accounting Standards Sept - 14	800.00	2			2	0	1600	0	0	1600	0	Member
6	IPCA16PM101	IPCC PM Accounting (April, 16)	210.00	17			17	0	3570	0	0	3570	0	Other
7	IPCA16PM103-1	IPCC PM Cost Accounting (April, 16)	220.00	19			19	0	4180	0	0	4180	0	Other
8	IPCA16PM103-2	IPCC PM Financial Management (April, 16)	160.00	25			25	0	4000	0	0	4000	0	Other
9	IPCA16PM207-8	IPCC PM Strategic Management (April, 16)	80.00	10			10	0	800	0	0	800	0	Other
10	IPCJ15M01	IPCC SM Accounting Module 1 - 2 July - 15	300.00	27			27	0	8100	0	0	8100	0	SM
11	IPCJ15M13	IPCC SM Adv Accounting Module 1-3 July - 15	400.00	40			40	0	16000	0	0	16000	0	SM
12	IPCJ15M15	IPCC SM Audit & Assurance Module 1-2 July-15	240.00	57			57	0	13680	0	0	13680	0	SM
13	IPCJ15M03	IPCC SM BLEC Module 1- 3 July - 15	300.00	18			18	0	5400	0	0	5400	0	SM
14	IPCA16SM103-1	IPCC SM Cost Accounting (Module 1-2) - April, 16	250.00	59			59	0	15340	0	0	15340	0	SM
15	IPCA16SM103-2	IPCC SM Financial Management (Module 1-2) - April, 16	210.00	64			64	0	13440	0	0	13440	0	SM
16	IPCJ15M18	IPCC SM Information Technology July - 15	140.00	22			22	0	3080	0	0	3080	0	SM
17	IPCJ14S16	IPCC SM Strategic Management July 14	100.00	46			46	0	4600	0	0	4600	0	SM
18	405PM0117	FNC PM AMA Part A&E (Jan, 17)	600.00	10			10	0	6000	0	0	6000	0	Other
19	406PM0117	FNC PM Information Systems & Control Audit (Jan, 17)	100.00	2			2	0	200	0	0	200	0	Other
20	4035M0117	FNC SM Adv Auditing & Professional Ethics Module 1-3 (Jan, 17)	470.00	13			13	0	6110	0	0	6110	0	SM
21	FJ15SM10	FNC SM AMA Modules 1 - 3 Jan - 15	370.00	61			61	0	22570	0	0	22570	0	SM
22	FJ16SM09	FNC SM CAL (Mod-1-2) Jan-16	340.00	30			30	0	10200	0	0	10200	0	SM
23	FJ16SM14	FNC SM ISCA Jan-16	200.00	27			27	0	5400	0	0	5400	0	SM
24	FJ153M04	FNC SM SFM Modules 1 - 3 Jan 15	330.00	85			85	0	28050	0	0	28050	0	SM
25	COMPNI4IPC01	IPCC Comp Accounting May - 2004 Nov - 14	150.00	1			1	0	150	0	0	150	0	SAC
26	COMPNI4IPC03	IPCC Comp Strategic Mngt May 2007 - Nov 14	130.00	2			2	0	260	0	0	260	0	SAC
27	COMPNI4IPC07	Final RTP Group - 1 May 17	60.00	1			1	0	60	0	0	60	0	SAC
28	411RTPGR1MAY170217	Final RTP Group - 2 May 17	130	52			52	0	6760	0	0	6760	0	RTP
29	411RTPGR2MAY170217	Final SA Group I May 16	100.00	38			38	0	3800	0	0	3800	0	RTP
30	413FNLSAGR1MAY16	Final SA Group II May 16	50.00	45			45	0	2250	0	0	2250	0	SAC
31	413FNLSAGR2MAY16	IPCC SA Group I May 16	50.00	41			41	0	2050	0	0	2050	0	SAC
32	313PCSAGR1MAY16	IPCC SA Group II May 16	50.00	44			44	0	2200	0	0	2200	0	SAC
33	313PCGR2MAY16	IPCC SA Group II May 16	50.00	45			45	0	2250	0	0	2250	0	SAC
		<b>TOTAL BOS PUBLICATIONS</b>		990	0	0	990	0	225850	0	0	225850	0	0
		<b>TOTAL BOS &amp; Institute's PUBLICATIONS</b>		990	0	0	990	0	225850	0	0	225850	0	0



For KOLHAPUR BRANCH OF WIRC OF ICAI  
 Chairman: *As. J. D. S.*  
 Vice Chairman: *Sh. S. S.*  
 Secretary: *Sh. S. S.*  
 Treasurer: *Sh. S. S.*

**K.G.B.A.I. ASSOCIATES**  
 Chartered Accountants

FRN-114849W

19 JUN 2020

C. A. Tejay R. Gore  
 (Faither)

M. No. 150663

(39)



**FREE STOCK DETAILS (FORMAT C)**

(To be used by branches who are issuing study material to registered students)

KOLHAPUR BRANCH OF WIRC ICAI

FREE STOCK ACCOUNT FOR THE Period 01.04.2019 - 31.03.2020

PARTICULARS	English										Hindi									
	CPT Set with MTP(6 Books)	ATC SM	IPCC GRI Kit with PM	IPCC GR II Kit with PM	ITT Kits (AICITSS & ICITSS)	FINAL Gr I Kit with PM	FINAL-Gr II Kit with PM	FNC DT SM	FNC IDTL SM	FNC BM GMCS (Old)	GMCS-II (MCS)	Oriental Programme Material	Supplementary Study Material, if any	CPT Set with MTP(6 Books)	ATC SM - Hindi	IPCC GRI Kit with PM - Hindi	IPCC GR II Kit with PM - Hindi	FINAL-NEW Gr I Hindi	FINAL-NEW Gr II - Hindi	
PUBLICATION STOCK ACCOUNT OF ICAI																				
OPENING STOCK	-	-	-	-	230	2	1	49	49	-	123	101	-	-	-	-	-	-	-	-
ADD: FREE STOCK RECEIVED					220						60	150								
LESS: FREE STOCK ISSUED	-				408						176	247								
LESS/ADD: SHORTAGES/ EXCESS, if any																				
LESS: OBSOLETE STOCK						2	1	49	49											
LESS: COMPLIMENTARIES ISSUED																				
LESS: RETURNS/TRANSFERRED																				
CLOSING STOCK As on 31.03.2020	-	-	-	-	42	-	-	-	-	-	7	4	-	-	-	-	-	-	-	-

For KGB & J ASSOCIATES  
CHARTERED ACCOUNTANTS  
FRN-114849W

*C. A. Tejay R. Gore*

C. A. Tejay R. Gore  
(Partner)  
M. No. 150883



For KOLHAPUR BRANCH OF WIRC OF ICAI

*AB J. J. J.* Chairman  
*Shri. J. J. J.* Vice Chairman  
*Shri. J. J. J.* Secretary  
*Shri. J. J. J.* Treasurer



**19 JUN 2020**

Date	New Code	Supplier Name	Fixed Asset Name	Identif-ication No.	Serial No.	Qty	Opening Balance	Addition	Transfer / Adjusted	Deduction	Gross Assets Total	Opening Dep.	Add Dep. Current year	Depreciation deduction	Total Depreciation	31.03.2020	31.03.2019
04-10-2014	41/00/01/01	Daikin Airconditioning India Pvt 2.0 TR HI Wall Split AC 3 Star Rating (FTC 60P)		01		1	50,000.00				50,000.00	19,293.75	4,605.94	23,899.69	26,100.31	30,706.25	
04-10-2014	41/00/01/02	Daikin Airconditioning India Pvt 2.0 TR HI Wall Split AC 3 Star Rating (FTC 60P)		02		1	50,000.00				50,000.00	19,293.75	4,605.94	23,899.69	26,100.31	30,706.25	
04-10-2014	41/00/01/03	Daikin Airconditioning India Pvt 2.0 TR HI Wall Split AC 3 Star Rating (FTC 35P)		03		1	33,614.00				33,614.00	12,970.80	3,096.48	16,067.28	17,546.72	20,643.20	
04-10-2014	41/00/01/04	Daikin Airconditioning India Pvt 2.0 TR HI Wall Split AC 3 Star Rating (FTC 35P)		04		1	33,614.00				33,614.00	12,970.80	3,096.48	16,067.28	17,546.72	20,643.20	
04-10-2014	41/00/01/05	Daikin Airconditioning India Pvt 1.5 TR HI Wall Split AC 3 Star Rating (FTC 50P)		05		1	39,258.00				39,258.00	15,148.68	3,616.40	18,765.08	20,492.92	24,109.32	
04-10-2014	41/00/01/06	Daikin Airconditioning India Pvt 1.5 TR HI Wall Split AC 3 Star Rating (FTC 50P)		06		1	39,258.00				39,258.00	15,148.68	3,616.40	18,765.08	20,492.92	24,109.32	
04-10-2014	41/00/01/07	Daikin Airconditioning India Pvt 1.5 TR HI Wall Split AC 3 Star Rating (FTC 50P)		07		1	39,258.00				39,258.00	15,148.68	3,616.40	18,765.08	20,492.92	24,109.32	
04-10-2014	41/00/01/08	Daikin Airconditioning India Pvt 1.5 TR HI Wall Split AC 3 Star Rating (FTC 50P)		08		1	39,258.00				39,258.00	15,148.68	3,616.40	18,765.08	20,492.92	24,109.32	
04-10-2014	41/00/01/09	Daikin Airconditioning India Pvt 1.5 TR HI Wall Split AC 3 Star Rating (FTC 50P)		09		1	39,258.00				39,258.00	15,148.68	3,616.40	18,765.08	20,492.92	24,109.32	
04-10-2014	41/00/01/10	Daikin Airconditioning India Pvt 1.5 TR HI Wall Split AC 3 Star Rating (FTC 50P)		10		1	39,258.00				39,258.00	15,148.68	3,616.40	18,765.08	20,492.92	24,109.32	
04-10-2014	41/00/01/11	Daikin Airconditioning India Pvt 1.5 TR HI Wall Split AC 3 Star Rating (FTC 50P)		11		1	39,258.00				39,258.00	15,148.68	3,616.40	18,765.08	20,492.92	24,109.32	
04-10-2014	41/00/01/12	Daikin Airconditioning India Pvt 1.5 TR HI Wall Split AC 3 Star Rating (FTC 50P)		12		1	39,258.00				39,258.00	15,148.68	3,616.40	18,765.08	20,492.92	24,109.32	
04-10-2014	41/00/01/13	Daikin Airconditioning India Pvt 1.5 TR HI Wall Split AC 3 Star Rating (FTC 50P)		13		1	39,258.00				39,258.00	15,148.68	3,616.40	18,765.08	20,492.92	24,109.32	
04-10-2014	41/00/01/14	Daikin Airconditioning India Pvt 1.5 TR HI Wall Split AC 3 Star Rating (FTC 50P)		14		1	39,258.00				39,258.00	15,148.68	3,616.40	18,765.08	20,492.92	24,109.32	
04-10-2014	41/00/01/15	Daikin Airconditioning India Pvt 2.0 TR HI Wall Split AC 3 Star Rating (FTC 60P)		15		1	49,529.00				49,529.00	19,112.00	4,562.55	23,674.55	25,854.45	30,417.00	
04-10-2014	41/00/01/16	Daikin Airconditioning India Pvt 2.0 TR HI Wall Split AC 3 Star Rating (FTC 60P)		16		1	49,529.00				49,529.00	19,112.00	4,562.55	23,674.55	25,854.45	30,417.00	
04-10-2014	41/00/01/17	Daikin Airconditioning India Pvt 2.0 TR HI Wall Split AC 3 Star Rating (FTC 60P)		17		1	49,529.00				49,529.00	19,112.00	4,562.55	23,674.55	25,854.45	30,417.00	
04-10-2014	41/00/01/18	Daikin Airconditioning India Pvt 2.0 TR HI Wall Split AC 3 Star Rating (FTC 60P)		18		1	49,529.00				49,529.00	19,112.00	4,562.55	23,674.55	25,854.45	30,417.00	
04-10-2014	41/00/01/19	Daikin Airconditioning India Pvt 2.0 TR HI Wall Split AC 3 Star Rating (FTC 60P)		19		1	49,529.00				49,529.00	19,112.00	4,562.55	23,674.55	25,854.45	30,417.00	
04-10-2014	41/00/01/20	Daikin Airconditioning India Pvt 1.5 TR Cassette Type AC (PHC20E)		01		1	76,182.00				76,182.00	29,396.73	7,017.79	36,414.52	39,767.48	46,785.27	
04-10-2014	41/00/01/21	Daikin Airconditioning India Pvt 1.5 TR Cassette Type AC (PHC20E)		02		1	76,182.00				76,182.00	29,396.73	7,017.79	36,414.52	39,767.48	46,785.27	
04-10-2014	41/00/01/22	Daikin Airconditioning India Pvt 1.5 TR Cassette Type AC (PHC20E)		03		1	76,182.00				76,182.00	29,396.73	7,017.79	36,414.52	39,767.48	46,785.27	
04-10-2014	41/00/01/23	Daikin Airconditioning India Pvt 1.5 TR Cassette Type AC (PHC20E)		04		1	76,182.00				76,182.00	29,396.73	7,017.79	36,414.52	39,767.48	46,785.27	
04-10-2014	41/00/01/24	Daikin Airconditioning India Pvt 2.0 TR Cassette Type AC (PHC20E)		05		1	79,105.00				79,105.00	30,524.64	7,287.05	37,811.70	41,293.30	48,580.36	
04-10-2014	41/00/01/25	Daikin Airconditioning India Pvt 2.0 TR Cassette Type AC (PHC20E)		06		1	79,105.00				79,105.00	30,524.64	7,287.05	37,811.70	41,293.30	48,580.36	
04-10-2014	41/00/01/26	Daikin Airconditioning India Pvt 2.0 TR Cassette Type AC (PHC20E)		07		1	79,105.00				79,105.00	30,524.64	7,287.05	37,811.70	41,293.30	48,580.36	
04-10-2014	41/00/01/27	Daikin Airconditioning India Pvt 2.0 TR Cassette Type AC (PHC20E)		08		1	79,105.00				79,105.00	30,524.64	7,287.05	37,811.70	41,293.30	48,580.36	
04-10-2014	41/00/01/28	Daikin Airconditioning India Pvt 2.0 TR Cassette Type AC (PHC20E)		09		1	79,105.00				79,105.00	30,524.64	7,287.05	37,811.70	41,293.30	48,580.36	
04-10-2014	41/00/01/29	Daikin Airconditioning India Pvt 2.0 TR Cassette Type AC (PHC20E)		10		1	79,105.00				79,105.00	30,524.64	7,287.05	37,811.70	41,293.30	48,580.36	
04-10-2014	41/00/01/30	Daikin Airconditioning India Pvt 2.0 TR Cassette Type AC (PHC20E)		11		1	79,105.00				79,105.00	30,524.64	7,287.05	37,811.70	41,293.30	48,580.36	
04-10-2014	41/00/01/31	Daikin Airconditioning India Pvt 2.0 TR Cassette Type AC (PHC20E)		12		1	79,105.00				79,105.00	30,524.64	7,287.05	37,811.70	41,293.30	48,580.36	
04-10-2014	41/00/01/32	Daikin Airconditioning India Pvt 2.0 TR Cassette Type AC (PHC20E)		13		1	79,105.00				79,105.00	30,524.64	7,287.05	37,811.70	41,293.30	48,580.36	
04-10-2014	41/00/01/33	Daikin Airconditioning India Pvt 2.0 TR Cassette Type AC (PHC20E)		14		1	79,105.00				79,105.00	30,524.64	7,287.05	37,811.70	41,293.30	48,580.36	
04-10-2014	41/00/01/34	Daikin Airconditioning India Pvt 2.25 TR Cassette Type AC (PHC28E)		15		1	97,206.00				97,206.00	37,509.37	8,954.50	46,463.86	50,742.08	59,696.56	
04-10-2014	41/00/01/35	Daikin Airconditioning India Pvt 2.25 TR Cassette Type AC (PHC28E)		16		1	97,206.00				97,206.00	37,509.37	8,954.50	46,463.86	50,742.08	59,696.56	
		<b>Total</b>	<b>Airconditioner 210103</b>				<b>20,97,646.00</b>				<b>20,97,646.00</b>	<b>8,09,429.22</b>	<b>1,93,232.52</b>	<b>10,02,661.74</b>	<b>10,94,984.26</b>	<b>12,98,216.78</b>	

**Computer-210109**

Date	New Code	Supplier Name	Fixed Asset Name	Identif-ication No.	Serial No.	Qty	Opening Balance	Addition	Transfer / Adjusted	Deduction	Gross Assets Total	Opening Dep.	Add Dep. Current year	Depreciation deduction	Total Depreciation	31.03.2020	31.03.2019
30-09-2014	21/00/01/01	Ola Computer	Balance amount of Computer to be written off				2,80,207.00				2,80,207.00				2,80,207.00		
30-09-2014	21/00/01/02	Aditya Peripherals Pvt. Ltd.	HP Comm D/T 20362, Monitor 18.5" Hp/Compa01		INAA4320031N	1	51,952.00				51,952.00				51,952.00		
30-09-2014	21/00/01/03	Aditya Peripherals Pvt. Ltd.	HP Comm D/T 20362, Monitor 18.5" Hp/Compa02		INAA4320030P	1	47,379.00				47,379.00				46,166.10	1,212.90	3,032.26
30-09-2014	21/00/01/04	Aditya Peripherals Pvt. Ltd.	HP Comm D/T 20362, Monitor 18.5" Hp/Compa03		INAA4320031P	1	47,379.00				47,379.00				46,166.10	1,212.90	3,032.26
30-09-2014	21/00/01/05	Aditya Peripherals Pvt. Ltd.	HP Comm D/T 20362, Monitor 18.5" Hp/Compa04		INAA4320030P	1	47,379.00				47,379.00				46,166.10	1,212.90	3,032.26
30-09-2014	21/00/01/06	Aditya Peripherals Pvt. Ltd.	HP Comm D/T 20362, Monitor 18.5" Hp/Compa05		INAA4320030P	1	47,379.00				47,379.00				46,166.10	1,212.90	3,032.26
30-09-2014	21/00/01/07	Aditya Peripherals Pvt. Ltd.	HP Comm D/T 20362, Monitor 18.5" Hp/Compa06		INAA4320030P	1	47,379.00				47,379.00				46,166.10	1,212.90	3,032.26
15-09-2014	21/00/01/08	Aditya Peripherals Pvt. Ltd.	HP Comm D/T 20362, Monitor 18.5" Hp/Compa07		INAA4320030P	1	47,379.00				47,379.00				46,166.10	1,212.90	3,032.26
15-09-2014	21/00/01/09	Aditya Peripherals Pvt. Ltd.	HP Comm D/T 20362, Monitor 18.5" Hp/Compa08		INAA4320030P	1	47,379.00				47,379.00				46,166.10	1,212.90	3,032.26
15-09-2014	21/00/01/10	Aditya Peripherals Pvt. Ltd.	HP Comm D/T 20362, Monitor 18.5" Hp/Compa09		INAA4320030P	1	47,379.00				47,379.00				46,166.10	1,212.90	3,032.26
15-09-2014	21/00/01/11	Aditya Peripherals Pvt. Ltd.	HP Comm D/T 20362, Monitor 18.5" Hp/Compa10		INAA4320030P	1	47,379.00				47,379.00				46,166.10	1,212.90	3,032.26
15-09-2014	21/00/01/12	Aditya Peripherals Pvt. Ltd.	HP Comm D/T 20362, Monitor 18.5" Hp/Compa11		INAA4320030P	1	47,379.00				47,379.00				46,166.10	1,212.90	3,032.26
15-09-2014	21/00/01/13	Aditya Peripherals Pvt. Ltd.	HP Comm D/T 20362, Monitor 18.5" Hp/Compa12		INAA4320030P	1	47,379.00				47,379.00				46,166.10	1,212.90	3,032.26
15-09-2014	21/00/01/14	Aditya Peripherals Pvt. Ltd.	HP Comm D/T 20362, Monitor 18.5" Hp/Compa13		INAA4320030P	1	47,379.00				47,379.00				46,166.10	1,212.90	3,032.26
15-09-2014	21/00/01/15	Aditya Peripherals Pvt. Ltd.	HP Comm D/T 20362, Monitor 18.5" Hp/Compa14		INAA4320030P	1	47,379.00				47,379.00				46,166.10	1,212.90	3,032.26
15-09-2014	21/00/01/16	Aditya Peripherals Pvt. Ltd.	HP Comm D/T 20362, Monitor 18.5" Hp/Compa15		INAA4320030P	1	47,379.00				47,379.00				46,166.10	1,212.90	3,032.26
15-09-2014	21/00/01/17	Aditya Peripherals Pvt. Ltd.	HP Comm D/T 20362, Monitor 18.5" Hp/Compa16		INAA4320030P	1	47,379.00				47,379.00				46,166.10	1,212.90	3,032.26
15-09-2014	21/00/01/18	Aditya Peripherals Pvt. Ltd.	HP Comm D/T 20362, Monitor 18.5" Hp/Compa17		INAA4320030P	1	47,379.00				47,379.00				46,166.10	1,212.90	3,032.26
15-09-2014	21/00/01/19	Aditya Peripherals Pvt. Ltd.	HP Comm D/T 20362, Monitor 18.5" Hp/Compa18		INAA4320030P	1	47,379.00				47,379.00				46,166.10	1,212.90	3,032.26
15-09-2014	21/00/01/																







Date	New Code	Supplier Name	Fixed Asset Name	Identif. location No.	Serial No.	Qty	Opening Balance	Addition	Transfer / Adjusted	Deduction	Gross Assets Total	Opening Dep.	Add Dep. Current year	Depreciation deduction	Total Depreciation	31.03.2020	31.03.2019
18-04-2014	21/00/13/45	Parshwa Enterprises	Exide Mako Tubular Battery - 12V/135Ah	45	30F11662	1	11,897.60				11,897.60	11,136.15	456.87		11,593.02	304.58	761.45
18-04-2014	21/00/13/46	Parshwa Enterprises	Exide Mako Tubular Battery - 12V/135Ah	46	30F11706	1	11,897.60				11,897.60	11,136.15	456.87		11,593.02	304.58	761.45
18-04-2014	21/00/13/47	Parshwa Enterprises	Exide Mako Tubular Battery - 12V/135Ah	47	30F11771	1	11,897.60				11,897.60	11,136.15	456.87		11,593.02	304.58	761.45
18-04-2014	21/00/13/48	Parshwa Enterprises	Exide Mako Tubular Battery - 12V/135Ah	48	30F11707	1	11,897.60				11,897.60	11,136.15	456.87		11,593.02	304.58	761.45
18-04-2014	21/00/13/49	Parshwa Enterprises	Exide Mako Tubular Battery - 12V/135Ah	49	30F11719	1	11,897.60				11,897.60	11,136.15	456.87		11,593.02	304.58	761.45
18-04-2014	21/00/13/50	Parshwa Enterprises	Exide Mako Tubular Battery - 12V/135Ah	50	30F11757	1	11,897.60				11,897.60	11,136.15	456.87		11,593.02	304.58	761.45
18-04-2014	21/00/13/51	Parshwa Enterprises	Exide Mako Tubular Battery - 12V/135Ah	51	30F11685	1	11,897.60				11,897.60	11,136.15	456.87		11,593.02	304.58	761.45
18-04-2014	21/00/13/52	Parshwa Enterprises	Exide Mako Tubular Battery - 12V/135Ah	52	30F11670	1	11,897.60				11,897.60	11,136.15	456.87		11,593.02	304.58	761.45
18-04-2014	21/00/13/53	Parshwa Enterprises	Exide Mako Tubular Battery - 12V/135Ah	53	30F11668	1	11,897.60				11,897.60	11,136.15	456.87		11,593.02	304.58	761.45
18-04-2014	21/00/13/54	Parshwa Enterprises	Exide Mako Tubular Battery - 12V/135Ah	54	30F11673	1	11,897.60				11,897.60	11,136.15	456.87		11,593.02	304.58	761.45
18-04-2014	21/00/13/55	Parshwa Enterprises	Exide Mako Tubular Battery - 12V/135Ah	55	30F11674	1	11,897.60				11,897.60	11,136.15	456.87		11,593.02	304.58	761.45
18-04-2014	21/00/13/56	Parshwa Enterprises	Exide Mako Tubular Battery - 12V/135Ah	56	30F11693	1	11,897.60				11,897.60	11,136.15	456.87		11,593.02	304.58	761.45
18-04-2014	21/00/13/57	Parshwa Enterprises	Exide Mako Tubular Battery - 12V/135Ah	57	30F11716	1	11,897.60				11,897.60	11,136.15	456.87		11,593.02	304.58	761.45
18-04-2014	21/00/13/58	Parshwa Enterprises	Exide Mako Tubular Battery - 12V/135Ah	58	30F21730	1	11,897.60				11,897.60	11,136.15	456.87		11,593.02	304.58	761.45
18-04-2014	21/00/13/59	Parshwa Enterprises	Exide Mako Tubular Battery - 12V/135Ah	59		1	11,897.60				11,897.60	11,136.15	456.87		11,593.02	304.58	761.45
18-04-2014	21/00/13/60	Parshwa Enterprises	Exide Mako Tubular Battery - 12V/135Ah	60		1	11,897.60				11,897.60	11,136.15	456.87		11,593.02	304.58	761.45
18-04-2014	21/00/13/61	Parshwa Enterprises	Exide Tubular Battery 12V/200AH	61	3P44419	1	18,720.00				18,720.00	17,521.92	718.85		18,240.77	479.23	1,198.08
18-04-2014	21/00/13/62	Parshwa Enterprises	Exide Tubular Battery 12V/200AH	62	3P410643	1	18,720.00				18,720.00	17,521.92	718.85		18,240.77	479.23	1,198.08
18-04-2014	21/00/13/63	Parshwa Enterprises	Exide Tubular Battery 12V/200AH	63	3P44632	1	18,720.00				18,720.00	17,521.92	718.85		18,240.77	479.23	1,198.08
18-04-2014	21/00/13/64	Parshwa Enterprises	Exide Tubular Battery 12V/200AH	64	3P410686	1	18,720.00				18,720.00	17,521.92	718.85		18,240.77	479.23	1,198.08
18-04-2014	21/00/13/65	Parshwa Enterprises	Exide Tubular Battery 12V/200AH	65	3P410687	1	18,720.00				18,720.00	17,521.92	718.85		18,240.77	479.23	1,198.08
18-04-2014	21/00/13/66	Parshwa Enterprises	Exide Tubular Battery 12V/200AH	66	3P410687	1	18,720.00				18,720.00	17,521.92	718.85		18,240.77	479.23	1,198.08
18-04-2014	21/00/13/67	Parshwa Enterprises	Exide Tubular Battery 12V/200AH	67	3P410432	1	18,720.00				18,720.00	17,521.92	718.85		18,240.77	479.23	1,198.08
18-04-2014	21/00/13/68	Parshwa Enterprises	Exide Tubular Battery 12V/200AH	68	3P410432	1	18,720.00				18,720.00	17,521.92	718.85		18,240.77	479.23	1,198.08
18-04-2014	21/00/13/69	Parshwa Enterprises	Exide Tubular Battery 12V/200AH	69	3P410582	1	18,720.00				18,720.00	17,521.92	718.85		18,240.77	479.23	1,198.08
18-04-2014	21/00/13/70	Parshwa Enterprises	Exide Tubular Battery 12V/200AH	70	3P410210	1	18,720.00				18,720.00	17,521.92	718.85		18,240.77	479.23	1,198.08
18-04-2014	21/00/13/71	Parshwa Enterprises	Exide Tubular Battery 12V/200AH	71	3P410731	1	18,720.00				18,720.00	17,521.92	718.85		18,240.77	479.23	1,198.08
18-04-2014	21/00/13/72	Parshwa Enterprises	Exide Tubular Battery 12V/200AH	72	3P410648	1	18,720.00				18,720.00	17,521.92	718.85		18,240.77	479.23	1,198.08
18-04-2014	21/00/13/73	Parshwa Enterprises	Exide Tubular Battery 12V/200AH	73	3P410686	1	18,720.00				18,720.00	17,521.92	718.85		18,240.77	479.23	1,198.08
18-04-2014	21/00/13/74	Parshwa Enterprises	Exide Tubular Battery 12V/200AH	74	3P410484	1	18,720.00				18,720.00	17,521.92	718.85		18,240.77	479.23	1,198.08
18-04-2014	21/00/13/75	Parshwa Enterprises	Exide Tubular Battery 12V/200AH	75	3P410418	1	18,720.00				18,720.00	17,521.92	718.85		18,240.77	479.23	1,198.08
18-04-2014	21/00/13/76	Parshwa Enterprises	Exide Tubular Battery 12V/200AH	76	3P410422	1	18,720.00				18,720.00	17,521.92	718.85		18,240.77	479.23	1,198.08
18-04-2014	21/00/13/77	Parshwa Enterprises	Exide Tubular Battery 12V/200AH	77	3P410421	1	18,720.00				18,720.00	17,521.92	718.85		18,240.77	479.23	1,198.08
18-04-2014	21/00/13/78	Parshwa Enterprises	Exide Tubular Battery 12V/200AH	78	3P410599	1	18,720.00				18,720.00	17,521.92	718.85		18,240.77	479.23	1,198.08
18-04-2014	21/00/13/79	Parshwa Enterprises	Exide Tubular Battery 12V/200AH	79	3P410484	1	18,720.00				18,720.00	17,521.92	718.85		18,240.77	479.23	1,198.08
18-04-2014	21/00/13/80	Parshwa Enterprises	Exide Tubular Battery 12V/200AH	80	3P410684	1	18,720.00				18,720.00	17,521.92	718.85		18,240.77	479.23	1,198.08
18-04-2014	21/00/13/81	Parshwa Enterprises	Exide Tubular Battery 12V/200AH	81	3P410708	1	18,720.00				18,720.00	17,521.92	718.85		18,240.77	479.23	1,198.08
18-04-2014	21/00/13/82	Parshwa Enterprises	Exide Tubular Battery 12V/200AH	82	3P410720	1	18,720.00				18,720.00	17,521.92	718.85		18,240.77	479.23	1,198.08
18-04-2014	21/00/13/83	Parshwa Enterprises	Exide Tubular Battery 12V/200AH	83	3P410450	1	18,720.00				18,720.00	17,521.92	718.85		18,240.77	479.23	1,198.08
18-04-2014	21/00/13/84	Parshwa Enterprises	Exide Tubular Battery 12V/200AH	84	3P410788	1	18,720.00				18,720.00	17,521.92	718.85		18,240.77	479.23	1,198.08
18-04-2014	21/00/13/85	Parshwa Enterprises	Exide Tubular Battery 12V/200AH	85	3P410697	1	18,720.00				18,720.00	17,521.92	718.85		18,240.77	479.23	1,198.08
18-04-2014	21/00/13/86	Parshwa Enterprises	Exide Tubular Battery 12V/200AH	86	3P410416	1	18,720.00				18,720.00	17,521.92	718.85		18,240.77	479.23	1,198.08
18-04-2014	21/00/13/87	Parshwa Enterprises	Exide Tubular Battery 12V/200AH	87	3P410651	1	18,720.00				18,720.00	17,521.92	718.85		18,240.77	479.23	1,198.08
18-04-2014	21/00/13/88	Parshwa Enterprises	Exide Tubular Battery 12V/200AH	88	3P410639	1	18,720.00				18,720.00	17,521.92	718.85		18,240.77	479.23	1,198.08
18-04-2014	21/00/08/01	Parshwa Enterprises	Microtek 10 Avo Online Ups - 3PH - 3 PH	01	148LSFU-10059	1	1,20,640.00				1,20,640.00	1,17,551.62	4,632.58		1,17,551.62	3,088.38	7,270.96
18-04-2014	21/00/08/02	Parshwa Enterprises	Microtek 10 Avo Online Ups - 3PH - 3 PH	02	148LSFU-10059	1	1,20,640.00				1,20,640.00	1,17,551.62	4,632.58		1,17,551.62	3,088.38	7,270.96
19-04-2017	21/00/13/89	Parshwa Enterprises	Exide Invaplus 1500 12V/150 Ah Battery	89		1	12,000.00				12,000.00	10,080.00	1,152.00		11,232.00	768.00	1,920.00
19-04-2017	21/00/13/90	Parshwa Enterprises	Exide Invaplus 1500 12V/150 Ah Battery	90		1	12,000.00				12,000.00	10,080.00	1,152.00		11,232.00	768.00	1,920.00
19-04-2017	21/00/13/91	Parshwa Enterprises	Exide Invaplus 1500 12V/150 Ah Battery	91		1	12,000.00				12,000.00	10,080.00	1,152.00		11,232.00	768.00	1,920.00
30-06-2017	21/00/03/03	Shree computer	Canon LBP 2900B - Printer			1	8,000.00				8,000.00	6,720.00	768.00		7,488.00	512.00	1,260.00
01-02-2019	21/00/12/03	Shree computer	Dell laptop 6SP 3567 Black 7th Gen i3 4GB 1TB 48LDD12			1	26,906.78				26,906.78	2,690.68	14,529.66		17,220.34	9,686.44	24,216.10
01-02-2019	21/00/12/04	Shree computer	Dell laptop 6SP 3567 Black 7th Gen i3 4GB 1TB 48LDD12			1	26,906.78				26,906.78	2,690.68	14,529.66		17,220.34	9,686.44	24,216.10
			Computer-210109				43,11,547.56				43,11,547.56	40,07,654.55	1,82,335.80		41,89,990.35	1,21,557.20	3,03,893.00



Electrical Installation & Fittings-210102

Date	New Code	Supplier Name	Fixed Asset Name	Identif. location No.	Serial No.	Qty	Opening Balance	Addition	Transfer / Adjusted	Deduction	Gross Assets Total	Opening Dep.	Add Dep. Current year	Depreciation deduction	Total Depreciation	31.03.2020	31.03.2019
29-09-2014	51/00/02/01	Opening	Electrical Installation - Old Building			1	-				-	-			-	-	-
04-10-2014	51/00/02/02	Technosales Multimedia Tech	Cable & Installation - Expenscos capitalised	01		1	1,21,645.00				1,21,645.00	32,965.80	8,867.92		41,833.72		



















Date	New Code	Supplier Name	Fixed Asset Name	Indefi- cation No.	Serial No.	Qty	Opening Balance	Addition	Transfer/ Adjusted	Deduction	Gross Assets Total	Opening Dep.	Add Dep. Current Year	Depreciation deduction	Total Depreciation	31.03.2020	31.03.2019
01-10-2014	11/03/04/04	Neelam Industries	Salted Angle Rack-K36*15*78*H	04		1	4,050.00				4,050.00	1,097.55	295.25	1,392.80	1,392.80	2,657.21	2,952.45
01-10-2014	11/03/04/05	Neelam Industries	Salted Angle Rack-K36*15*78*H	05		1	4,050.00				4,050.00	1,097.55	295.25	1,392.80	1,392.80	2,657.21	2,952.45
01-10-2014	11/03/04/06	Neelam Industries	Salted Angle Rack-K36*15*78*H	06		1	4,050.00				4,050.00	1,097.55	295.25	1,392.80	1,392.80	2,657.21	2,952.45
01-10-2014	11/03/04/07	Neelam Industries	Salted Angle Rack-K36*15*78*H	07		1	4,050.00				4,050.00	1,097.55	295.25	1,392.80	1,392.80	2,657.21	2,952.45
01-10-2014	11/03/04/08	Neelam Industries	Salted Angle Rack-K36*15*78*H	08		1	4,050.00				4,050.00	1,097.55	295.25	1,392.80	1,392.80	2,657.21	2,952.45
01-10-2014	11/03/04/09	Neelam Industries	Salted Angle Rack-K36*15*78*H	09		1	4,050.00				4,050.00	1,097.55	295.25	1,392.80	1,392.80	2,657.21	2,952.45
01-10-2014	11/03/04/10	Neelam Industries	Salted Angle Rack-K36*15*78*H	10		1	4,050.00				4,050.00	1,097.55	295.25	1,392.80	1,392.80	2,657.21	2,952.45
01-10-2014	11/03/04/11	Neelam Industries	Salted Angle Rack-K36*15*78*H	11		1	4,050.00				4,050.00	1,097.55	295.25	1,392.80	1,392.80	2,657.21	2,952.45
01-10-2014	11/03/04/12	Neelam Industries	Salted Angle Rack-K36*15*78*H	12		1	4,050.00				4,050.00	1,097.55	295.25	1,392.80	1,392.80	2,657.21	2,952.45
01-10-2014	11/03/04/13	Neelam Industries	Salted Angle Rack-K36*15*78*H	13		1	4,050.00				4,050.00	1,097.55	295.25	1,392.80	1,392.80	2,657.21	2,952.45
01-10-2014	11/03/04/14	Neelam Industries	Salted Angle Rack (30*15*78*H)	14		1	3,600.00				3,600.00	975.60	262.44	1,238.04	1,238.04	2,624.40	2,624.40
01-10-2014	11/03/04/15	Neelam Industries	Salted Angle Rack (30*15*78*H)	15		1	3,600.00				3,600.00	975.60	262.44	1,238.04	1,238.04	2,624.40	2,624.40
01-10-2014	11/03/04/16	Neelam Industries	Salted Angle Rack (30*15*78*H)	16		1	3,600.00				3,600.00	975.60	262.44	1,238.04	1,238.04	2,624.40	2,624.40
01-10-2014	11/03/04/17	Neelam Industries	Salted Angle Rack (30*15*78*H)	17		1	3,600.00				3,600.00	975.60	262.44	1,238.04	1,238.04	2,624.40	2,624.40
01-10-2014	11/03/04/18	Neelam Industries	Salted Angle Rack (30*15*78*H)	18		1	3,600.00				3,600.00	975.60	262.44	1,238.04	1,238.04	2,624.40	2,624.40
01-10-2014	11/03/04/19	Neelam Industries	Salted Angle Rack (30*15*78*H)	19		1	3,600.00				3,600.00	975.60	262.44	1,238.04	1,238.04	2,624.40	2,624.40
07-10-2014	11/06/03/01	Kojave Industries	Center Table (Bele) 4th Floor Lobby	01		1	5,400.00				5,400.00	1,463.40	393.66	1,857.06	1,857.06	3,542.94	3,936.60
01-10-2014	11/06/03/02	Neelam Industries	Treapoy Type-2 (304.5.Sipile)	02		1	4,837.50				4,837.50	1,310.96	352.65	1,663.62	1,663.62	3,173.88	3,526.54
01-10-2014	11/06/03/03	Neelam Industries	Treapoy Type-2 (304.5.Sipile)	03		1	4,837.50				4,837.50	1,310.96	352.65	1,663.62	1,663.62	3,173.88	3,526.54
01-10-2014	11/06/03/04	Neelam Industries	Treapoy Type-2 (304.5.Sipile)	04		1	4,837.50				4,837.50	1,310.96	352.65	1,663.62	1,663.62	3,173.88	3,526.54
01-10-2014	11/06/03/05	Neelam Industries	Treapoy Type-2 (304.5.Sipile)	05		1	4,837.50				4,837.50	1,310.96	352.65	1,663.62	1,663.62	3,173.88	3,526.54
01-10-2014	11/06/03/06	Neelam Industries	Treapoy Type-2 (304.5.Sipile)	06		1	4,837.50				4,837.50	1,310.96	352.65	1,663.62	1,663.62	3,173.88	3,526.54
01-10-2014	11/06/03/07	Neelam Industries	Treapoy Type-2 (304.5.Sipile)	07		1	4,837.50				4,837.50	1,310.96	352.65	1,663.62	1,663.62	3,173.88	3,526.54
01-10-2014	11/06/03/08	Neelam Industries	Treapoy Type-2 (304.5.Sipile)	08		1	4,837.50				4,837.50	1,310.96	352.65	1,663.62	1,663.62	3,173.88	3,526.54
01-10-2014	11/06/03/09	Neelam Industries	Treapoy Type-2 (304.5.Sipile)	09		1	4,837.50				4,837.50	1,310.96	352.65	1,663.62	1,663.62	3,173.88	3,526.54
01-10-2014	11/06/03/10	Neelam Industries	Treapoy Type-2 (304.5.Sipile)	10		1	4,837.50				4,837.50	1,310.96	352.65	1,663.62	1,663.62	3,173.88	3,526.54
02-10-2014	11/06/07/01	Team VK	Acrylic Board, HRD Flex Board, Name plates, etc	01		1	9,225.00				9,225.00	2,499.98	672.50	3,172.48	3,172.48	6,052.52	6,725.03
02-10-2014	11/06/07/02	Team VK	Acrylic Board, HRD Flex Board, Name plates, etc	02		1	2,771.20.00				2,771.20.00	615.549.52	16,557.05	3,172.48	3,172.48	1,490.13.43	1,655.70.48
30-09-2014	11/01/04/10	Manalaxmi Furniture - BluBell	Integra 3 Seater with cushion - Airport Seats	10		1	9,880.00				9,880.00	2,677.48	720.25	3,397.73	3,397.73	6,482.27	7,202.52
30-09-2014	11/01/04/11	Manalaxmi Furniture - BluBell	Integra 3 Seater with cushion - Airport Seats	11		1	9,880.00				9,880.00	2,677.48	720.25	3,397.73	3,397.73	6,482.27	7,202.52
30-09-2014	11/01/04/12	Manalaxmi Furniture - BluBell	Integra 2 Seater with cushion - Airport Seats	12		1	8,930.00				8,930.00	2,420.03	651.00	3,071.03	3,071.03	5,858.97	6,509.97
30-09-2014	11/01/04/13	Manalaxmi Furniture - BluBell	Integra 2 Seater with cushion - Airport Seats	13		1	8,930.00				8,930.00	2,420.03	651.00	3,071.03	3,071.03	5,858.97	6,509.97
		Total	Furniture & Fixtures-210104				16,19,314.00				16,19,314.00	5,40,571.59	1,07,874.24	6,48,445.83	6,48,445.83	9,70,868.17	10,78,742.41

Office Equipment-210106

Date	New Code	Supplier Name	Fixed Asset Name	Inventi- cation No.	Serial No.	Qty	Opening Balance	Addition	Transfer/ Adjusted	Deduction	Gross Assets Total	Opening Dep.	Add Dep. Current Year	Depreciation deduction	Total Depreciation	31.03.2020	31.03.2019
		Old at shahupuri	OFFICE EQUIPMENTS			1	1,10,713.00				1,10,713.00	1,00,298.96	1,562.11	1,01,861.06	1,01,861.06	8,851.94	10,414.04
		Old at shahupuri	SOUND SYSTEM			1	34,850.00				34,850.00	27,988.75	1,079.19	29,017.94	29,017.94	5,837.06	6,861.25
		Old at shahupuri	CAMERA			1	14,500.00				14,500.00	10,845.43	548.18	11,393.62	11,393.62	3,106.38	3,654.57
		Old at shahupuri	INVERTER			1	69,000.00				69,000.00	51,608.32	2,608.75	54,217.07	54,217.07	8,272.93	17,391.68
		Old at shahupuri	LCD			1	38,400.00				38,400.00	28,720.96	1,451.86	30,172.82	30,172.82	4,227.18	9,679.04
		Old at shahupuri	LCD TARGUUS			1	2,520.00				2,520.00	1,885.24	95.21	1,980.45	1,980.45	539.55	634.76
15-09-2014	31/00/02/01	Antitya Peripherals Pvt. Ltd.	LCD Projector EPSON EB -X03	01		1	42,666.67				42,666.67	16,464.00	3,930.40	20,394.40	20,394.40	22,272.27	26,202.67
15-09-2014	31/00/02/02	Antitya Peripherals Pvt. Ltd.	LCD Projector EPSON EB -X03	02		1	42,666.67				42,666.67	16,464.00	3,930.40	20,394.40	20,394.40	22,272.27	26,202.67
15-09-2014	31/00/02/03	Antitya Peripherals Pvt. Ltd.	LCD Projector EPSON EB -X03	03		1	42,666.67				42,666.67	16,464.00	3,930.40	20,394.40	20,394.40	22,272.27	26,202.67
11-10-2014	31/00/02/04	Antitya Peripherals Pvt. Ltd.	LCD Projector EPSON EB -X03	04		1	42,666.67				42,666.67	16,464.00	3,930.40	20,394.40	20,394.40	22,272.27	26,202.67
29-09-2014	31/00/02/05	Technosales Multimedia Tech	Projector Sony VPL CX 235	05		1	98,900.00				98,900.00	38,163.04	9,110.54	47,273.58	47,273.58	16,965.20	19,959.06
29-09-2014	31/00/02/06	Technosales Multimedia Tech	Projector Sony VPL DX 120	06		1	32,000.00				32,000.00	12,348.00	2,947.80	15,295.80	15,295.80	5,626.42	60,736.96
29-09-2014	31/00/02/07	Technosales Multimedia Tech	Projector Sony VPL DX 120	07		1	32,000.00				32,000.00	12,348.00	2,947.80	15,295.80	15,295.80	5,626.42	60,736.96
29-09-2014	31/00/02/08	Technosales Multimedia Tech	Projector Sony VPL DX 120	08		1	32,000.00				32,000.00	12,348.00	2,947.80	15,295.80	15,295.80	5,626.42	60,736.96
02-10-2014	31/00/02/09	Rajkajalia Electricals	LED IPAN POP (5x6x60)	09		1	55,900.00				55,900.00	21,570.41	5,149.44	26,719.85	26,719.85	16,704.20	19,652.00
02-10-2014	31/00/02/10	Rajkajalia Electricals	LED 32AAX3000	10		1	22,500.00				22,500.00	8,682.19	2,072.67	10,754.86	10,754.86	11,745.34	13,817.81
02-10-2014	31/00/02/11	Rajkajalia Electricals	LED 32AAX3000	11		1	22,500.00				22,500.00	8,682.19	2,072.67	10,754.86	10,754.86	11,745.34	13,817.81
05-03-2015	31/00/02/12	Antitya Peripherals Pvt. Ltd.	LED 4 TV (Furai 32"32: F153)94	12		1	20,000.00				20,000.00	7,717.50	1,842.38	9,559.88	9,559.88	10,440.13	17,282.50
01-10-2014	31/00/17/01	Farm O Road Corporation	Volts 50LX 480 Water Cooler	01		1	31,490.00				31,490.00	12,151.20	2,900.82	15,052.02	15,052.02	16,437.98	19,338.80
01-10-2014	31/00/17/02	Farm O Road Corporation	Volts 50LX 480 Water Cooler	02		1	31,490.00				31,490.00	12,151.20	2,900.82	15,052.02	15,052.02	16,437.98	19,338.80
01-10-2014	31/00/17/03	Farm O Road Corporation	Volts 50LX 480 Water Cooler	03		1	31,490.00				31,490.00	12,151.20	2,900.82	15,052.02	15,052.02	16,437.98	19,338.80
01-10-2014	31/00/17/04	Farm O Road Corporation	Volts 50LX 480 Water Cooler	04		1	31,490.00				31,490.00	12,151.20	2,900.82	15,052.02	15,052.02	16,437.98	19,338.80
17-10-2014	31/00/29/01	Janhavi Venture	Multi Key Phone - 24 Button	01		1											



Date	New Code	Supplier Name	Fixed Asset Name	Indefi- cation No.	Serial No.	Qty	Opening Balance	Addition	Transfer / Adjusted	Deduction	Gross Assets Total	Opening Dep.	Add Dep. Current Year	Depreciation deduction	Total Depreciation	31.03.2020	31.03.2019
17-10-2014	31/00/29/12	Janaha Venture	Telephone Handsets Panasonic TS 500MX	12		1	876.19				876.19	338.10	80.71	418.81	418.81	457.38	538.09
17-10-2014	31/00/29/13	Janaha Venture	Telephone Handsets Panasonic TS 500MX	13		1	876.19				876.19	338.10	80.71	418.81	418.81	457.38	538.09
17-10-2014	31/00/29/14	Janaha Venture	Telephone Handsets Panasonic TS 500MX	14		1	876.19				876.19	338.10	80.71	418.81	418.81	457.38	538.09
17-10-2014	31/00/29/15	Janaha Venture	Telephone Handsets Panasonic TS 500MX	15		1	876.19				876.19	338.10	80.71	418.81	418.81	457.38	538.09
17-10-2014	31/00/29/16	Janaha Venture	Telephone Handsets Panasonic TS 500MX	16		1	876.19				876.19	338.10	80.71	418.81	418.81	457.38	538.09
17-10-2014	31/00/29/17	Janaha Venture	Telephone Handsets Panasonic TS 500MX	17		1	876.19				876.19	338.10	80.71	418.81	418.81	457.38	538.09
17-10-2014	31/00/29/18	Janaha Venture	Telephone Handsets Panasonic TS 500MX	18		1	876.19				876.19	338.10	80.71	418.81	418.81	457.38	538.09
17-10-2014	31/00/29/19	Janaha Venture	Telephone Handsets Panasonic TS 500MX	19		1	876.19				876.19	338.10	80.71	418.81	418.81	457.38	538.09
17-10-2014	31/00/29/20	Janaha Venture	Telephone Handsets Panasonic TS 500MX	20		1	876.19				876.19	338.10	80.71	418.81	418.81	457.38	538.09
10-10-2014	31/00/29/21	Aditya Peripherals Pvt. Ltd.	Projector Screen 6'x4" InstaLock	21		1	4,000.00				4,000.00	1,543.50	368.48	1,911.98	1,911.98	2,088.03	2,456.50
10-10-2014	31/00/29/22	Aditya Peripherals Pvt. Ltd.	Projector Screen 6'x4" InstaLock	22		1	4,000.00				4,000.00	1,543.50	368.48	1,911.98	1,911.98	2,088.03	2,456.50
10-10-2014	31/00/29/23	Aditya Peripherals Pvt. Ltd.	Projector Screen 6'x4" InstaLock	23		1	4,000.00				4,000.00	1,543.50	368.48	1,911.98	1,911.98	2,088.03	2,456.50
04-12-2014	31/00/29/24	Aditya Peripherals Pvt. Ltd.	Projector Screen 6'x4" InstaLock	24		1	4,000.00				4,000.00	1,543.50	368.48	1,911.98	1,911.98	2,088.03	2,456.50
04-12-2014	31/00/29/25	Aditya Peripherals Pvt. Ltd.	Projector Screen 6'x4" InstaLock	25		1	4,000.00				4,000.00	1,543.50	368.48	1,911.98	1,911.98	2,088.03	2,456.50
25-09-2014	31/00/29/26	Aditya Peripherals Pvt. Ltd.	Projector Screen 6'x4" InstaLock	26		1	4,000.00				4,000.00	1,543.50	368.48	1,911.98	1,911.98	2,088.03	2,456.50
25-09-2014	31/00/29/27	Aditya Peripherals Pvt. Ltd.	Projector Screen 6'x4" InstaLock	27		1	4,000.00				4,000.00	1,543.50	368.48	1,911.98	1,911.98	2,088.03	2,456.50
17-10-2014	31/00/29/28	Janaha Venture	NEC Wake KTS System With 4 Analogue Trk & 24	28		1	59,850.00				59,850.00	23,094.63	5,513.31	28,607.93	28,607.93	31,242.07	36,755.38
29-09-2014	31/00/29/29	Technosales Multimedia Tech	Projection Screen Crystal 6'x4" In.	29		1	4,000.00				4,000.00	1,543.50	368.48	1,911.98	1,911.98	2,088.03	2,456.50
29-09-2014	31/00/29/30	Technosales Multimedia Tech	Projection Screen Crystal 6'x4" In.	30		1	4,000.00				4,000.00	1,543.50	368.48	1,911.98	1,911.98	2,088.03	2,456.50
29-09-2014	31/00/29/31	Technosales Multimedia Tech	Projection Screen Crystal 6'x4" In.	31		1	4,000.00				4,000.00	1,543.50	368.48	1,911.98	1,911.98	2,088.03	2,456.50
29-09-2014	31/00/29/32	Technosales Multimedia Tech	Projection Screen Crystal 6'x4" In.	32		1	4,000.00				4,000.00	1,543.50	368.48	1,911.98	1,911.98	2,088.03	2,456.50
29-09-2014	31/00/29/33	Technosales Multimedia Tech	Projection Screen Crystal 6'x4" In.	33		1	4,000.00				4,000.00	1,543.50	368.48	1,911.98	1,911.98	2,088.03	2,456.50
18-04-2014	31/00/29/34	Parshwa Enterprises	Microtek S.5 Kva Inverter	34		1	33,280.00				33,280.00	12,841.92	3,065.71	15,907.63	15,907.63	17,372.37	20,438.08
18-04-2014	31/00/29/35	Parshwa Enterprises	Microtek S.5 Kva Inverter	35		1	33,280.00				33,280.00	12,841.92	3,065.71	15,907.63	15,907.63	17,372.37	20,438.08
18-04-2014	31/00/29/36	Parshwa Enterprises	Microtek S.5 Kva Inverter	36		1	33,280.00				33,280.00	12,841.92	3,065.71	15,907.63	15,907.63	17,372.37	20,438.08
18-04-2014	31/00/29/37	Parshwa Enterprises	Microtek S.5 Kva Inverter	37		1	33,280.00				33,280.00	12,841.92	3,065.71	15,907.63	15,907.63	17,372.37	20,438.08
02-10-2014	31/00/01/01	Rajlaxa Electronics	Frige SAM REF 211SCCASA	01		1	15,600.00				15,600.00	6,019.65	1,437.05	7,456.70	7,456.70	8,143.30	9,580.35
29-09-2014	31/00/29/38	Multicom Electronics	EPBS System	38		1	10,501.00				10,501.00	4,052.07	967.34	5,019.41	5,019.41	5,481.59	6,448.93
29-09-2014	31/00/08/01	Technosales Multimedia Tech	DVR Dahua S10AH-V2	01		1	18,000.00				18,000.00	6,945.75	1,658.14	8,603.89	8,603.89	9,396.11	11,054.25
29-09-2014	31/00/08/02	Technosales Multimedia Tech	Splitter HDMI 1in 8 out MX	02		1	18,000.00				18,000.00	6,945.75	1,658.14	8,603.89	8,603.89	9,396.11	11,054.25
15-10-2014	31/00/08/03	Beet Audio	JBL PRX -412 2 Way Speaker 600 watts/each	03		2	1,10,469.40				1,10,469.40	42,627.38	10,176.30	57,803.68	57,803.68	67,842.02	79,878.87
15-10-2014	31/00/08/04	Beet Audio	JBL CONTROL 25 2Way speaker 150watts/each	04		4	55,166.00				55,166.00	21,287.18	5,081.82	26,369.00	26,369.00	30,878.87	33,878.87
15-10-2014	31/00/08/05	Beet Audio	Crown XT1-1002	05		1	47,104.05				47,104.05	18,176.28	4,339.17	22,515.44	22,515.44	28,927.77	34,450.51
15-10-2014	31/00/08/06	Beet Audio	Crown XT1-4001	06		1	75,636.90				75,636.90	29,186.39	6,967.58	36,153.97	36,153.97	46,450.51	55,166.00
15-10-2014	31/00/08/07	Beet Audio	Shure SUX288/PG28(dual wireless mic)	07		1	44,023.00				44,023.00	16,987.38	4,055.34	21,042.72	21,042.72	27,035.62	34,450.51
15-10-2014	31/00/08/08	Beet Audio	Shure SLIX 24/PG30 (headset wireless mic)	08		1	24,548.50				24,548.50	9,472.65	2,261.38	11,734.03	11,734.03	15,076.85	19,576.85
15-10-2014	31/00/08/09	Beet Audio	Shure PG 38(wired microphone)	09		2	9,930.00				9,930.00	3,831.74	914.74	4,746.48	4,746.48	5,183.52	6,098.26
15-10-2014	31/00/08/10	Beet Audio	Shure MX-418(boom wired microphone)	10		1	19,860.00				19,860.00	7,663.48	1,829.48	9,492.96	9,492.96	12,196.52	15,196.52
15-10-2014	31/00/08/11	Beet Audio	Yamaha MG-166(Multimedia Console)	11		1	46,340.00				46,340.00	17,881.45	4,268.78	24,189.77	24,189.77	30,458.55	38,458.55
15-10-2014	31/00/08/12	Beet Audio	DBX Drive Rack PA 1	12		1	49,042.35				49,042.35	18,934.22	4,517.72	23,441.94	23,441.94	30,118.13	38,458.55
10-10-2014	31/00/	Aditya Peripherals Pvt. Ltd.	Presentation Remote Laser Targus AMP	1		1	-0.00				-0.00	-0.00	-0.00	-0.00	-0.00	-0.00	-0.00
10-10-2014	31/00/	Aditya Peripherals Pvt. Ltd.	Presentation Remote Laser Targus AMP	1		1	-0.00				-0.00	-0.00	-0.00	-0.00	-0.00	-0.00	-0.00
10-10-2014	31/00/	Aditya Peripherals Pvt. Ltd.	Presentation Remote Laser Targus AMP	1		1	-0.00				-0.00	-0.00	-0.00	-0.00	-0.00	-0.00	-0.00
10-10-2014	31/00/	Aditya Peripherals Pvt. Ltd.	Patrh Cord CAT-6 MTR Dlink	50		50	-0.00				-0.00	-0.00	-0.00	-0.00	-0.00	-0.00	-0.00
11-10-2014	31/00/29/39	Aditya Peripherals Pvt. Ltd.	Projector Screen 6'x4" InstaLock	39		1	4,000.00				4,000.00	1,543.50	368.48	1,911.98	1,911.98	2,088.03	2,456.50
11-10-2014	31/00/29/40	Aditya Peripherals Pvt. Ltd.	Projector Screen 6'x4" InstaLock	40		1	4,000.00				4,000.00	1,543.50	368.48	1,911.98	1,911.98	2,088.03	2,456.50
11-09-2014	31/00/10/01	Vishwa Fire Systems	ABC Type Fire Extinguisher capacity 05 kg (IS)	01		1	3,000.00				3,000.00	1,157.63	276.36	1,433.99	1,433.99	1,566.02	1,842.38
11-09-2014	31/00/10/02	Vishwa Fire Systems	ABC Type Fire Extinguisher capacity 05 kg (IS)	02		1	3,000.00				3,000.00	1,157.63	276.36	1,433.99	1,433.99	1,566.02	1,842.38
11-09-2014	31/00/10/03	Vishwa Fire Systems	ABC Type Fire Extinguisher capacity 05 kg (IS)	03		1	3,000.00				3,000.00	1,157.63	276.36	1,433.99	1,433.99	1,566.02	1,842.38
11-09-2014	31/00/10/04	Vishwa Fire Systems	ABC Type Fire Extinguisher capacity 05 kg (IS)	04		1	3,000.00				3,000.00	1,157.63	276.36	1,433.99	1,433.99	1,566.02	1,842.38
11-09-2014	31/00/10/05	Vishwa Fire Systems	ABC Type Fire Extinguisher capacity 05 kg (IS)	05		1	3,000.00				3,000.00	1,157.63	276.36	1,433.99	1,433.99	1,566.02	1,842.38
11-09-2014	31/00/10/06	Vishwa Fire Systems	ABC Type Fire Extinguisher capacity 05 kg (IS)	06		1	3,000.00				3,000.00	1,157.63	276.36	1,433.99	1,433.99	1,566.02	1,842.38
31-03-2014	31/00/29/41	Old assets - Inverter ITT	Opening Assets Electronic Equipments total	41		1	-				-	-	-	-	-	-	-
17-06-2017	31/00/29/42	Amazon	Cash counter machine	42		1	3,800.00				3,800.00	1,054.50	411.83	1,466.33	1,466.33	2,333.68	2,745.50
31/00/29/43			Office Equipments of WIRC TRF to Kolhapur	43		1	1,19,537.00				1,19,537.00	33,171.52	12,954.82	46,126.34	46,126.34	73,410.66	86,365.48
27-04-2018	31/00/29/45	Shree Computers	Biometric Machine with Door Lock System			1	19,415.26				19,415.26	2,912.29	2,476.45	5,387.73	5,387.73	14,027.53	16,503.97
27-04-2018	31/00/29/46	Shree Computers	Biometric Machine			3	16,398.30				16,398.30	2,459.75	2,090.78	4,550.53	4,550.53	11,847.77	13,938.56
17-05-2018	31/00/13/01	Shree Computers	CCTV Camera (Hikvision-15 & Bullet - 7)			15	21,160.00				21,160.00	2,909.50	2,737.58	5,647.08	5,647.08	15,512.93	18,250.50



Date	New Code	Supplier Name	Fixed Asset Name	Indentification No.	Serial No.	Qty	Opening Balance	Addition	Transfer / Adjusted	Deduction	Gross Assets Total	Opening Dep.	Add Dep. Current year	Depreciation deduction	Total Depreciation	31.03.2020	31.03.2019
10-05-2018	31/00/29/47	Anilga Systems	Coffee Machine			1	30,000.00				30,000.00	4,175.00	3,881.75	8,006.25	21,993.75	25,875.00	
10-03-2020	31/00/29/48		Wall Clock			10		3,300.00			3,300.00		41.75	41.75	3,258.75	-	
		Total	Office Equipment-210106				19,65,942.56	3,300.00			19,69,242.56	8,41,255.02	1,88,744.38	10,09,999.40	9,59,243.16	11,24,687.54	

**Library Books**

Date	New Code	Supplier Name	Fixed Asset Name	Indentification No.	Serial No.	Qty	Opening Balance	Addition	Transfer / Adjusted	Deduction	Gross Assets Total	Opening Dep.	Add Dep. Current year	Depreciation deduction	Total Depreciation	31.03.2020	31.03.2019
31.03.2014		Discarded	Discarded books	01		1	88,073.14				88,073.14	88,073.14			88,073.14	-	-
		Total	Library Books			1	88,073.14				88,073.14	88,073.14			88,073.14	-	-

**Building-210101003**

Date	New Code	Supplier Name	Fixed Asset Name	Indentification No.	Serial No.	Qty	Opening Balance	Addition	Transfer / Adjusted	Deduction	Gross Assets Total	Opening Dep.	Add Dep. Current year	Depreciation deduction	Total Depreciation	31.03.2020	31.03.2019
01.04.2017			Building			1	9,64,65,274.00				9,64,65,274.00	94,05,364.22	43,52,995.49	1,37,58,359.70	8,27,06,914.30	8,70,59,909.79	
		Total	Building-210101003			1	9,64,65,274.00				9,64,65,274.00	94,05,364.22	43,52,995.49	1,37,58,359.70	8,27,06,914.30	8,70,59,909.79	

**Intangible Assets-2102 Software & Others-210201**

Date	New Code	Supplier Name	Fixed Asset Name	Indentification No.	Serial No.	Qty	Opening Balance	Addition	Transfer / Adjusted	Deduction	Gross Assets Total	Opening Dep.	Add Dep. Current year	Depreciation deduction	Total Depreciation	31.03.2020	31.03.2019
23-03-2015		Activa Peripherals Pvt. Ltd.	Anti Virus- S/W AV OH Admin Con-15	01		41	43,534.00				43,534.00	43,534.00			43,534.00	-	-
19-09-2016			Tally ERP Software 9.5	02		1	21,954.00				21,954.00	21,954.00			21,954.00	-	-
		Total	Software & Others-210201			1	65,488.00				65,488.00	65,488.00			65,488.00	-	-

**For K G B & J ASSOCIATES  
CHARTERED ACCOUNTANTS  
FRN-114849W**

*C.A. Tejay R. Gore*  
**C.A. Tejay R. Gore**  
(Partner)  
M. No 150883

**19 JUN 2020**



*AS Gulde*  
**Chairman**  
*AS Gulde*  
**Secretary**  
*AS Gulde*  
**Treasurer**

